


# FSP150-P35 Series

### FEATURES

- Class-I design
- Design to meet IEC 60950-1 and IEC 62368-1 safety standard
- Low profile 3x5x1.126 inches
- No load power consumption less than 0.21W
- EN 55032 Class B radiated emission
- Surge protection  $\pm 2$  KV diff,  $\pm 4$  KV com
- High altitude 5000 meters operation
- OTP, Brown out protection
- 12V fan driver



### SAFETY STANDARD APPROVAL



### DESCRIPTION

This AC-DC switching power supplies in a package of 3 x 5 inches is a Class-I PSU and no load power consumption less than 0.21W. This PSU is capable of delivering 150 watts continuous power at 7 CFM forced air cooling or 100 watts continuous power at convection cooling and 50°C operation temperature. Product is suitable for display, information, and networking application.

### INPUT SPECIFICATIONS

Input voltage:	90-264 VAC
Input frequency:	47-63 Hz
Input current:	1.7 A (rms) for 115 VAC 0.8 A (rms) for 230 VAC
No load power consumption	$\leq 0.21$ W
Earth leakage current:	0.75 mA max. @ 264 VAC, 63 Hz
Touch current:	0.25 mA max. @ 264 VAC, 63 Hz

### OUTPUT SPECIFICATIONS

Output voltage/current:	See rating chart.
Fan driver:	Non-regulated 12V @ 500 mA max.
Total output power:	150W
Protection:	
Over voltage:	Set at 110~122% of nominal output voltage. Latch off
Short circuit & Over current:	Output protected to short circuit condition and auto recovery Detected by thermistor and latch off
Over temperature:	Set at 75VAC
Brown out:	All outputs $\pm 0.04\%$ /°C maximum
Temperature coefficient:	Maximum excursion of 4% or better on all models, recovering to 1% of final value within 500 us after a 25% step load change
Transient response:	

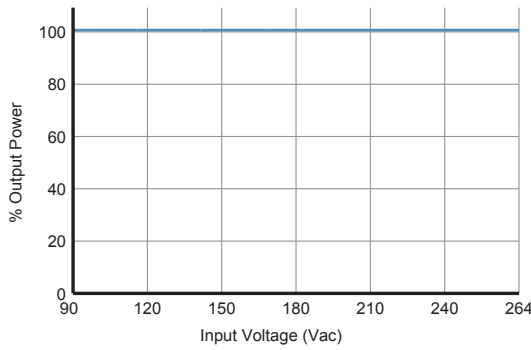
### ENVIRONMENTAL SPECIFICATIONS

Operating temperature:	-20°C~+70°C
Storage temperature:	-40°C~+85°C
Relative humidity:	5% to 95% non-condensing
Derating:	Derate from 100% at +50°C linearly to 50% at +70°C, applicable to both convection and forced-air cooling conditions

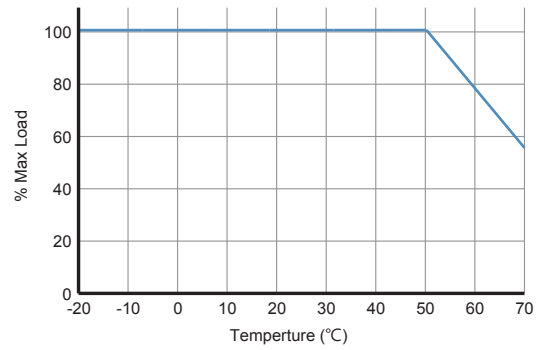
### GENERAL SPECIFICATIONS

Power factor:	0.98 minimum @ 115VAC & 100% load 0.9 minimum @ 230VAC & 100% load
Efficiency:	See rating chart.
Power turn-on time:	1.0 Sec maxi.
Hold-up time:	20 mS minimum at 115 VAC @ 100W 8 mS minimum at 115VAC @ 150W
Line regulation:	$\pm 0.5\%$ maximum at full load
Inrush current:	45 A @ 115 VAC, at 25°C cold start 90 A @ 230 VAC, at 25°C cold start
Operating altitude:	5000 meters above sea level
Withstand voltage:	3000 VAC from input to output, 1500 VAC from input to ground, 1500 VAC from output to ground
Isolation Resistance:	Input to output 100M ohm @ 500Vdc, 25°C
MTBF:	400,000 hours mini. at full load at 25°C ambient, calculated per BELL CORE SR-332
EMC Performance	
EN55032	Class B conducted, class B radiated
FCC:	Class B conducted, class B radiated
VCCI:	Class B conducted, class B radiated
EN61000-3-2:	Harmonic distortion, class A and D
EN61000-3-3:	Line flicker
EN61000-4-2:	ESD, $\pm 8$ KV air and $\pm 4$ KV contact
EN61000-4-3:	Radiated immunity, 3 V/m
EN61000-4-4:	Fast transient/burst, $\pm 1$ KV
EN61000-4-5:	Surge, $\pm 2$ KV diff., $\pm 4$ KV com
EN61000-4-6:	Conducted immunity, 3 Vrms
EN61000-4-8:	Magnetic field immunity, 1 A/m
EN61000-4-11:	Voltage dip immunity, 30% reduction for 500 ms, criteria A >95% reduction for 10 ms, criteria A >95% reduction for 5000 mS, criteria B

**INPUT VOLTAGE DERATING CURVE**



**OUTPUT POWER DERATING CURVE**



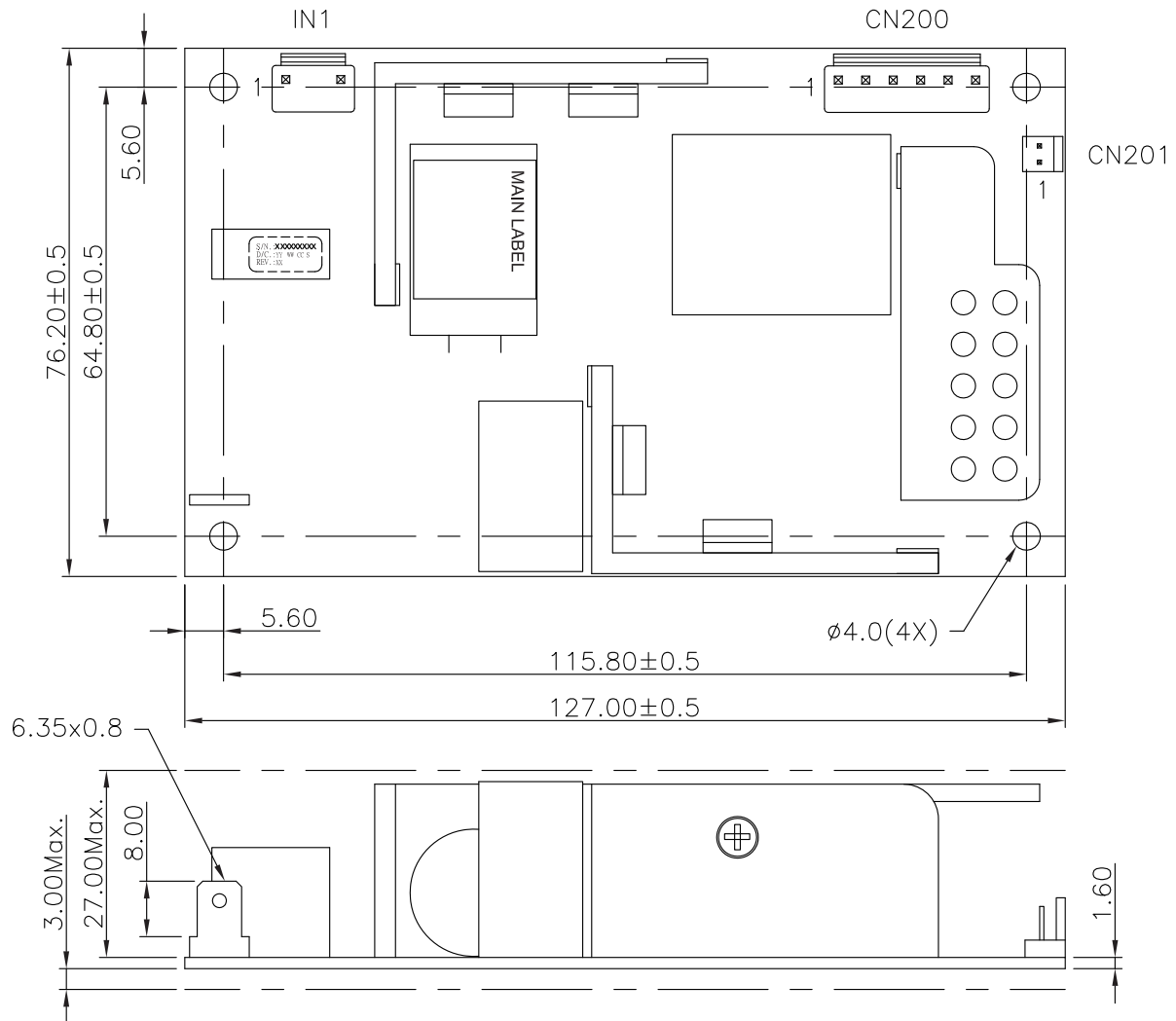
**OUTPUT VOLTAGE/CURRENT RATING CHART**

Model	Output							Efficiency Max. Power 115/230 Vac (typical)
	Voltage	Min. Load	Max. Current convection	Max. Current 7 CFM	Tolerance	Ripple & Noise	Max. Power	
FSP150-P35-A12	12 V	0 A	8.34 A	12.5 A	±3%	120 mV	100 W / 150 W	90 / 92%
FSP150-P35-A24	24 V	0 A	4.17 A	6.25 A	±3%	200 mV	100 W / 150 W	89 / 91%
FSP150-P35-A54	54 V	0 A	1.86 A	2.78 A	±3%	300 mV	100 W / 150 W	91 / 92%

NOTES:

1. Ripple and noise is maximum peak to peak voltage value measured at output within 20 MHz bandwidth, at rated line voltage and output load ranges, and with a 47  $\mu$ F electrical capacitor in parallel with a 0.1  $\mu$ F ceramic capacitor across the output.
2. The first value of maximum current is at convection cooling. The second value is with 7 CFM forced air provided by user.

### MECHANICAL SPECIFICATIONS



Pin assignment of IN1:

Pin No.	Function	FWafer
1	N	JW A3963WV2-3P-D or EQUIV
2		
3	L	

Pin assignment of CN200:

Pin No.	Function	FWafer
1, 2, 3	+12V	JW A3963WV2-6P or EQUIV
4, 5, 6	GND	

Pin assignment of CN201:

Pin No.	Function	FWafer
1	+12V	JW A3963WV2-2P or EQUIV
2	GND	

NOTES:

1. Dimensions shown in mm.