

Features

Regulated Converters

- 15W 1" x 2" Package (50.1x25.4x10.8mm)
- 1.6kVDC Isolation
- Wide Input 2:1 & 4:1
- Regulated Output
- UL94V-0 Package Material
- Continuous Short Circuit Protection
- Remote ON/OFF-Control for Single Types
- Efficiency to 87%

ECONOLINE

DC/DC-Converter

REC15-S_DRW(Z)/H Series

15 Watt

1" x 2"

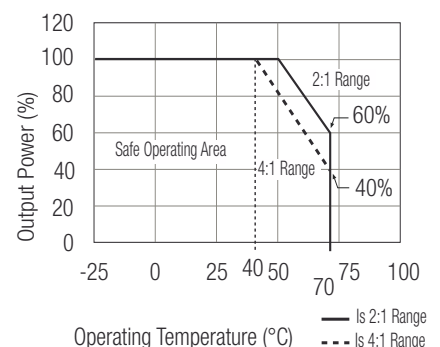
Single & Dual Output



Designed to meet EN-60950-1
UL-60950-1 Pending



Derating-Graph (Ambient Temperature)



Selection Guide

Part Number	Input Voltage (VDC)	Output Voltage (VDC)	Output Current (mA)	Efficiency (%)
REC15-xx3.3SRW/H	9-18, 18-36, 36-75	3.3	3000	77-79
REC15-xx05SRW/H	9-18, 18-36, 36-75	5	3000	80-83
REC15-xx12SRW/H	9-18, 18-36, 36-75	12	1250	82-86
REC15-xx15SRW/H	9-18, 18-36, 36-75	15	1000	84-87
REC15-xx24SRW/H	9-18, 18-36, 36-75	24	625	84-87
REC15-xx3.3SRWZ/H	9-36, 18-75	3.3	3000	76
REC15-xx05SRWZ/H	9-36, 18-75	5	3000	78-82
REC15-xx12SRWZ/H	9-36, 18-75	12	1250	82-84
REC15-xx15SRWZ/H	9-36, 18-75	15	1000	83-84
REC15-xx05DRWZ/H	10-40, 18-75	±5	±1500	78
REC15-xx12DRWZ/H	10-40, 18-75	±12	±625	79
REC15-xx15DRWZ/H	10-40, 18-75	±15	±500	79

2:1

xx = 9-18Vin = 12
xx = 18-36Vin = 24
xx = 36-75Vin = 48

4:1

xx = 9-36Vin = 24
xx = 10-40Vin = 24
xx = 18-75Vin = 48

* add suffix "CTRL" for optional Remote ON/OFF-Control

Specifications (Core Operating Area)

Input Voltage Range	2:1 & 4:1	
Input Filter	π type	
Output Voltage Accuracy	±2% max.	
Line Voltage Regulation	±0.5% max.	
Load Voltage Regulation (10% to 100% full load)	±1% max.	
Minimum Load	3.3, 5, ±3.3, ±5Vout	3%
	12,15, 24V, ±12, ±15Vout	0%
Ripple	<0.2% Vout +40mVp-p max.	
Noise	<0.5% Vout +50mVp-p max.	
Operating Frequency	300kHz typ.	
Over Power Protection	Works over 120% of rating and recovers automatically	
Over Voltage Protection	Zener diode clamp	
Short Circuit Protection	Current limit, auto-recovery	
Efficiency at Full Load	87% max.	
Isolation Voltage	(tested for 1 second)	1600VDC min.
Rated Working Voltage	(long term isolation)	see Application Notes
Isolation Capacitance	1000pF	
Isolation Resistance	100 MΩ min.	

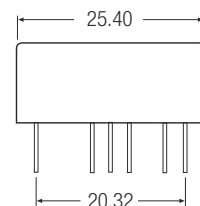
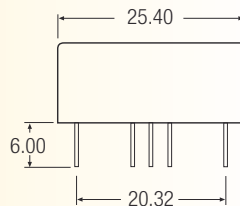
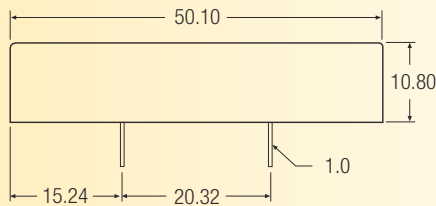
continued on next page

Specifications (Core Operating Area) cont.

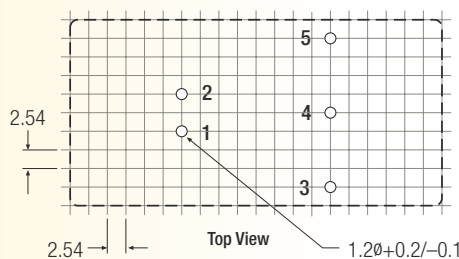
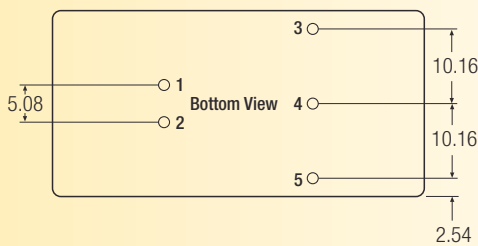
IOperating Temperature Range (Natural convection)	2:1	-25°C to +70°C (see Graph)	
(with derating)	4:1	-25°C to +70°C (see Graph)	
Storage Temperature Range		-55°C to +105°C	
Case Temperature		+100°C max.	
Temperature Coefficient		±0.02%/°C	
Relative Humidity		95% RH	
Case Material	Nickel Plated Copper with Non-Conductive Base, Six-side Shielded		
Cooling Method	Natural convection		
Package Weight	32g		
EMI (Conducted & Radiated Emission)	EN 55022 class A		
MTBF (+25°C)	} Detailed Information see	using MIL-HDBK 217F	800 x 10 ³ hours
		using MIL-HDBK 217F	245 x 10 ³ hours
(+40°C)	} Application Notes chapter "MTBF"	using MIL-HDBK 217F	245 x 10 ³ hours

Package Style and Pinning (mm) 1" x 2", Wide Input 2:1 & 4:1

1" x 2" PIN Package



Recommended Footprint Details



Pin Connections

Pin #	Single	Dual
1	+Vin	+Vin
2	-Vin	-Vin
3	+Vout	+Vout
4	No Pin	Com
5	-Vout	-Vout

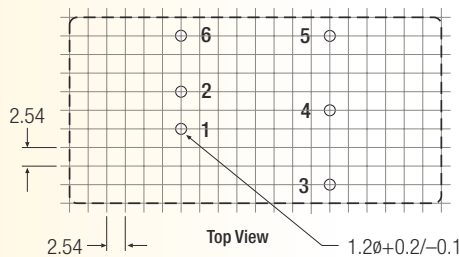
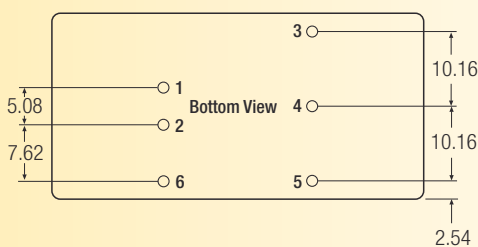
XX.X ± 0.5 mm
XX.XX ± 0.25 mm

REC15-Series also available with Remote ON/OFF - Control

For detailed information please contact your RECOM representative.

REC15-S_DRW(Z)/H/CTRL

Recommended Footprint Details



Pin Connections

Pin #	Single	Dual
1	+Vin	+Vin
2	-Vin	-Vin
3	+Vout	+Vout
4	No Pin	Com
5	-Vout	-Vout
6	CTRL	CTRL

XX.X ± 0.5 mm
XX.XX ± 0.25 mm