

USL120180-1 (12V18Ah)

Specification

Cells Per Unit	6
Voltage Per Unit	12
Nominal Capacity	18Ah@20hour-rate to 1.75V per cell @25°C
Weight	Approx. 5.00 Kg (Tolerance ± 5.0%)
Internal Resistance	Approx. 16 mΩ
Terminal	F3(M5)/F13(M5)
Max. Discharge Current	180A (5 sec)
Short Circuit Current	750A
Design Life	6~8 years (Float charging)
Max. Charging Current	5.4 A
Reference Capacity	C3 13.9AH C5 15.7AH C10 16.8AH C20 18.0AH
Standby Use Voltage	13.7 V~13.9 V @ 25°C Temperature Compensation: -3mV/°C/Cell
Cycle Use Voltage	14.6 V~14.8 V @ 25°C Temperature Compensation: -4mV/°C/Cell
Operating Temperature Range	Discharge: -20°C~60°C Charge: 0°C~50°C Storage: -20°C~60°C
Normal Operating Temperature Range	25°C ± 5°C
Self Discharge	USB Valve Regulated Lead Acid (VRLA) batteries can be stored for up to 6 months at 25°C and then recharging is recommended. Monthly Self-discharge ratio is less than 3% at 25°C. Please charge batteries before using.
Container Material	A.B.S. UL94-HB, UL94-V0 Optional.



USL series is a general purpose battery with 6~8 years design life in float service. It meets with IEC, JIS, BS, GB/T and YD/T standards. With advanced AGM valve regulated technology and high purity raw material, the USL series battery maintains high consistency for better performance and reliable standby service life. It is suitable for UPS/EPS, medical equipment, emergency light and security system applications.



ISO 9001



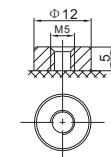
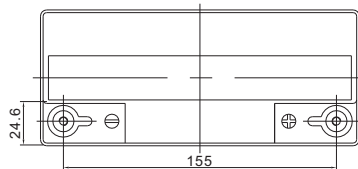
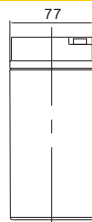
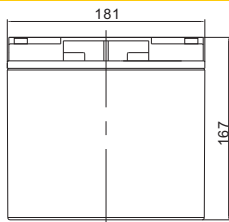
ISO 14001



OHSAS 18001



Dimensions



F13 TERMINAL

Length	181±1.5mm (7.13 inches)
Width	77±1.5mm (3.03 inches)
Height	167±1.5mm (6.57 inches)
Total Height	167±1.5mm (6.57 inches)
Terminal	Value
M5	6~7 N*m
M6	8~10 N*m
M8	10~12 N*m

Unit: mm

Constant Current Discharge Characteristics : A (25°C)


F.V/Time	5MIN	10MIN	15MIN	30MIN	1HR	2HR	3HR	4HR	5HR	8HR	10HR	20HR
1.60V	68.29	48.27	34.89	20.04	11.00	6.752	5.076	4.098	3.395	2.185	1.775	0.937
1.65V	63.51	45.61	33.36	19.24	10.62	6.537	4.919	3.987	3.307	2.161	1.753	0.922
1.70V	57.30	41.99	31.24	18.39	10.27	6.321	4.786	3.879	3.221	2.127	1.727	0.911
1.75V	51.34	38.43	29.07	17.58	9.899	6.101	4.643	3.779	3.140	2.098	1.704	0.900
1.80V	45.08	34.79	26.85	16.80	9.521	5.882	4.499	3.671	3.059	2.062	1.682	0.891
1.85V	35.78	28.43	22.28	14.47	8.539	5.390	4.159	3.412	2.853	1.936	1.584	0.846

Constant Power Discharge Characteristics : WPC (25°C)

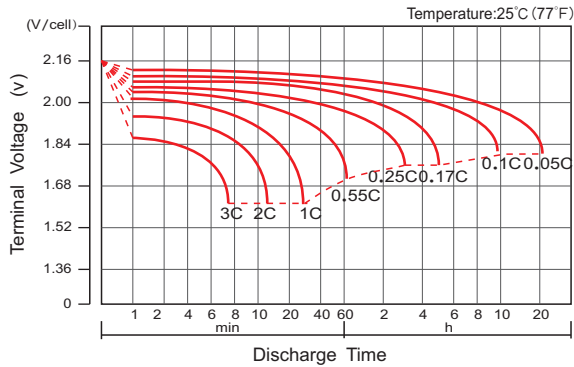
F.V/Time	5MIN	10MIN	15MIN	30MIN	1HR	2HR	3HR	4HR	5HR	8HR	10HR	20HR
1.60V	113.2	82.04	61.00	36.40	20.67	12.80	9.695	7.868	6.545	4.268	3.489	1.845
1.65V	106.5	79.02	59.18	35.31	20.07	12.45	9.435	7.683	6.399	4.229	3.451	1.819
1.70V	98.27	74.08	56.26	34.09	19.54	12.11	9.220	7.503	6.254	4.173	3.404	1.799
1.75V	90.00	69.04	53.11	32.92	18.94	11.74	8.983	7.338	6.118	4.123	3.363	1.779
1.80V	80.71	63.58	49.73	31.78	18.32	11.37	8.739	7.153	5.981	4.062	3.324	1.764
1.85V	65.41	52.89	41.86	27.64	16.53	10.48	8.115	6.674	5.596	3.823	3.134	1.677

(Note) The above characteristics data are average values obtained within three charge/discharge cycle not the minimum values. The battery must be fully charged before the capacity test. The C₂₀ should reach 95% after the first cycle and 100% after the third cycle.

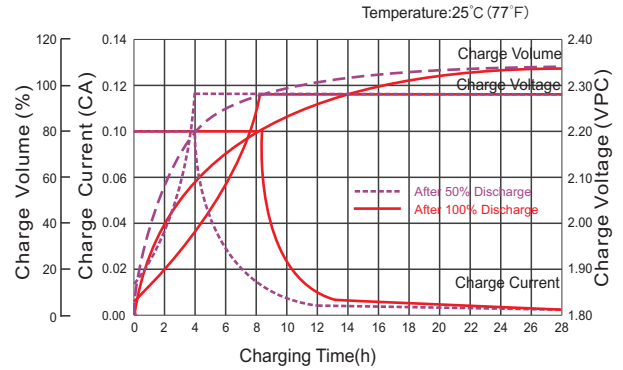
USL120180-1 (12V18Ah)



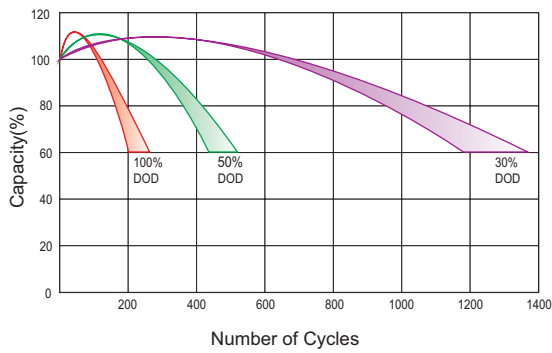
Discharge Characteristics Curve



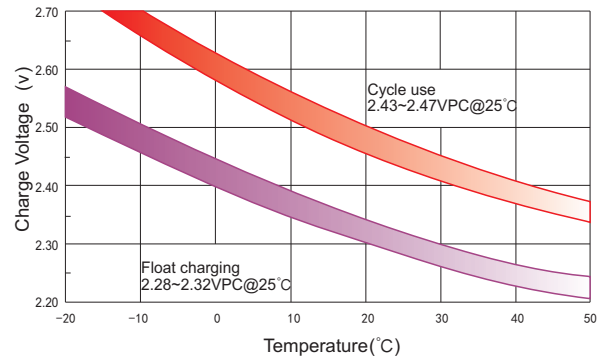
Charge Characteristic Curve For Standby Use



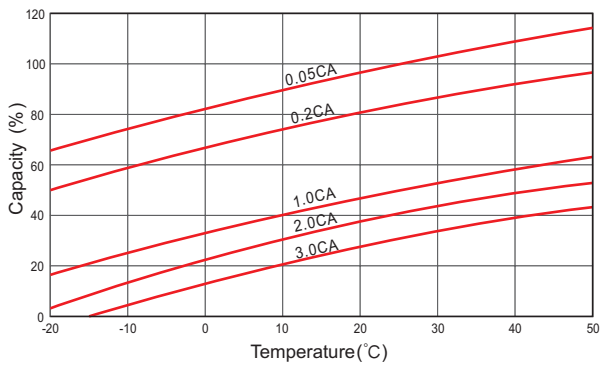
Cycle Life In Relation To Depth Of Discharge



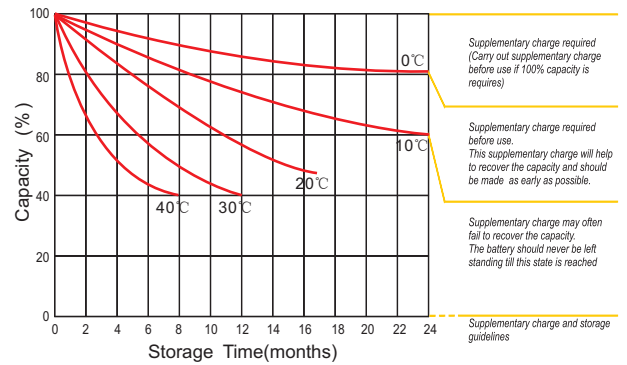
Relationship Between Charging Voltage And Temperature



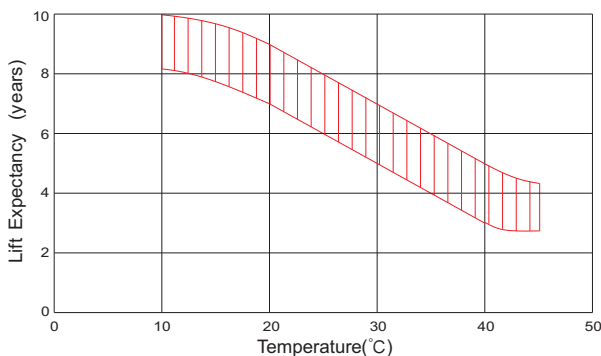
Temperature Effects On Capacity



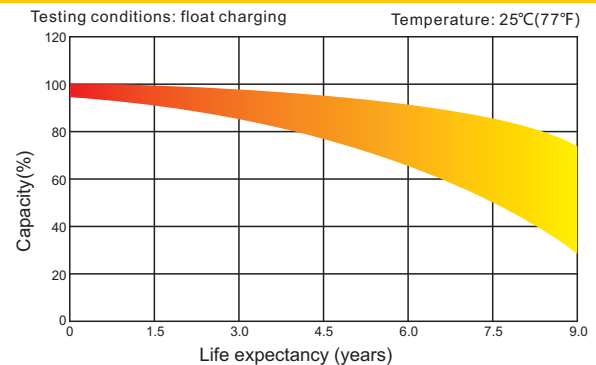
Storage Characteristics



Effect Of Temperature On Long Term Life



Life Characteristics Of Standby Use



(Note) All above information shall be changed without prior notice, USB reserves the right to explain and update the latest information.