

Specification

Nominal Voltage	12V	
Nominal Capacity(20HR)	6.50 AH	
Dimensions	Length	151±2mm (5.94 inches)
	Width	65±1mm (2.54 inches)
	Container Height	93.5±1mm (3.68 inches)
	Total Height (with Terminal)	99±1mm (3.90 inches)
Approx Weight	Approx 1.95 KG	
Terminal	T1	
Container Material	ABS	
Rated Capacity	6.50 AH/0.325A	(20hr ,1.80V/cell,25°C/77°F)
	6.05 AH/0.605A	(10hr,1.80V/cell,25°C/77°F)
	5.55 AH/1.11A	(5hr,1.75V/cell,25°C/77°F)
	4.98AH/1.66A	(3hr,1.75V/cell,25°C/77°F)
	4.08 AH/4.08A	(1hr,1.60V/cell,25°C/77°F)
Max. Discharge Current	97.5A (5s)	
Internal Resistance	Approx 19mΩ	
Operating Temp.Range	Discharge	-15~50°C (5~122°F)
	Charge	0~40°C (32~104°F)
	Storage	-15~40°C (5~104°F)
Nominal Operating Temp. Range	25±3°C (77±5°F)	
Cycle Use	Initial Charging Current less than 1.95A.Voltage 14.4V~15.0V at 25° C(77° F)Temp. Coefficient -30mV/°C	
	No limit on Initial Charging Current Voltage 13.5V~13.8V at 25° C(77° F)Temp. Coefficient -20mV/°C	
Standby Use		
Capacity affected by Temperature	40° C (104° F)	103%
	25° C (77° F)	100%
	0° C (32° F)	86%
Self Discharge	USB USL series battery may be stored for up to 6 months at 25° C(77°F) and then a freshening charge is required. For higher temperatures the time interval will be shorter.	

Applications

- ◆ All purpose
- ◆ Uninterruptable Power Supply (UPS)
- ◆ Electric Power System (EPS)
- ◆ Emergency backup power supply
- ◆ Emergency light
- ◆ Railway signal
- ◆ Aircraft signal
- ◆ Alarm and security system
- ◆ Electronic apparatus and equipment
- ◆ Communication power supply
- ◆ DC power supply
- ◆ Auto control system

Constant Current Discharge (Amperes) at 25 °C (77°F)

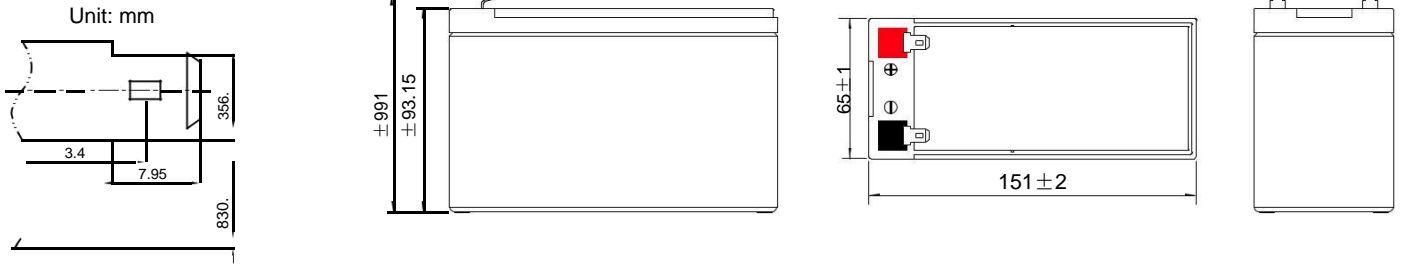
F.V/Time	5min	10min	15min	20min	30min	45min	1h	2h	3h	4h	5h	6h	8h	10h	20h
1.85V/cell	12.4	9.51	7.87	6.81	5.26	3.88	3.27	1.93	1.51	1.23	1.00	0.870	0.702	0.586	0.322
1.80V/cell	16.6	12.1	9.51	8.05	6.21	4.51	3.66	2.11	1.63	1.31	1.08	0.933	0.744	0.605	0.325
1.75V/cell	18.7	13.3	10.39	8.66	6.45	4.68	3.83	2.19	1.66	1.34	1.11	0.959	0.757	0.621	0.328
1.70V/cell	20.6	14.5	11.1	9.10	6.71	4.87	3.95	2.24	1.70	1.38	1.13	0.979	0.768	0.633	0.334
1.65V/cell	22.7	15.7	11.8	9.67	7.08	4.99	4.04	2.28	1.78	1.43	1.16	1.00	0.780	0.646	0.339
1.60V/cell	25.1	17.0	12.6	10.3	7.48	5.20	4.08	2.37	1.83	1.47	1.20	1.02	0.788	0.653	0.341

Constant Power Discharge (Watts) at 25 °C (77°F)

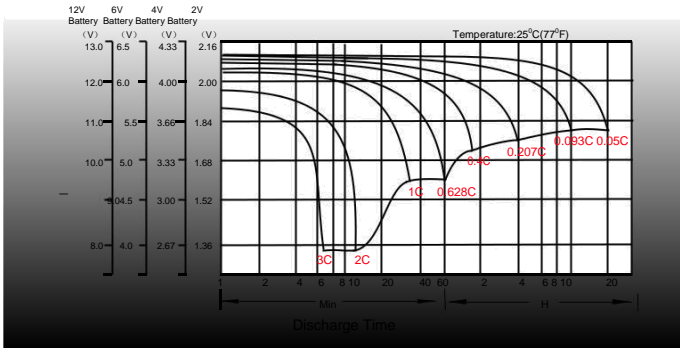
F.V/Time	5min	10min	15min	20min	30min	45min	1h	2h	3h	4h	5h	6h	8h	10h	20h
1.85V/cell	22.6	17.6	14.7	12.8	10.0	7.45	6.31	3.75	2.95	2.40	1.97	1.71	1.39	1.16	0.637
1.80V/cell	30.1	22.2	17.5	14.9	11.7	8.60	7.02	4.07	3.15	2.55	2.10	1.83	1.47	1.19	0.643
1.75V/cell	33.2	24.0	18.9	15.9	12.0	8.84	7.32	4.20	3.20	2.60	2.15	1.87	1.49	1.23	0.648
1.70V/cell	35.5	25.5	19.9	16.6	12.4	9.16	7.52	4.30	3.28	2.67	2.20	1.91	1.51	1.25	0.660
1.65V/cell	38.6	27.3	21.0	17.5	13.0	9.31	7.64	4.34	3.41	2.75	2.25	1.94	1.53	1.27	0.668
1.60V/cell	41.6	29.0	22.1	18.5	13.6	9.65	7.67	4.50	3.50	2.82	2.32	1.98	1.54	1.28	0.671

Dimensions

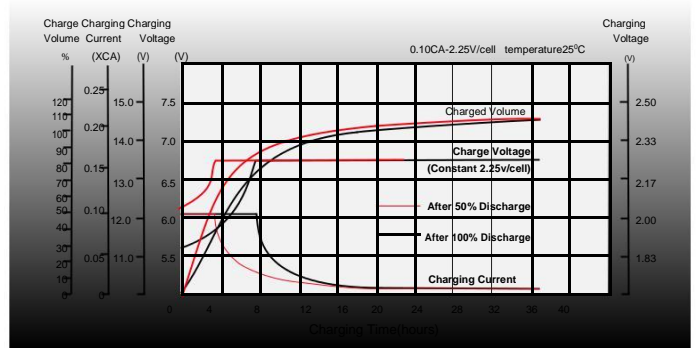
T2 Terminal



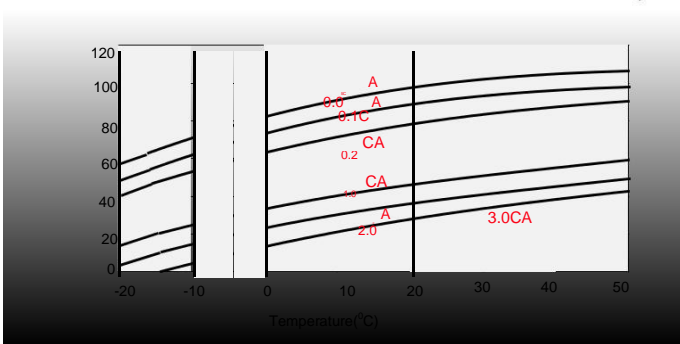
Discharge Characteristics



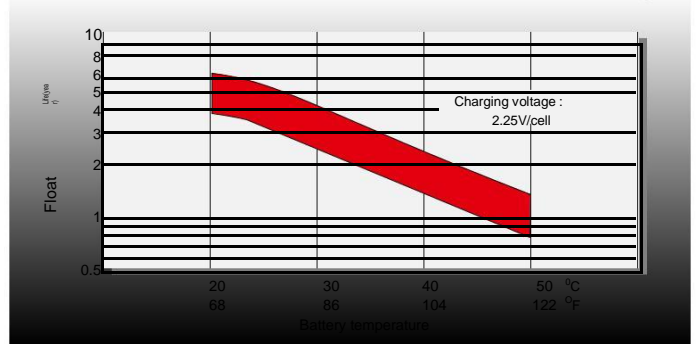
Float Charging Characteristics



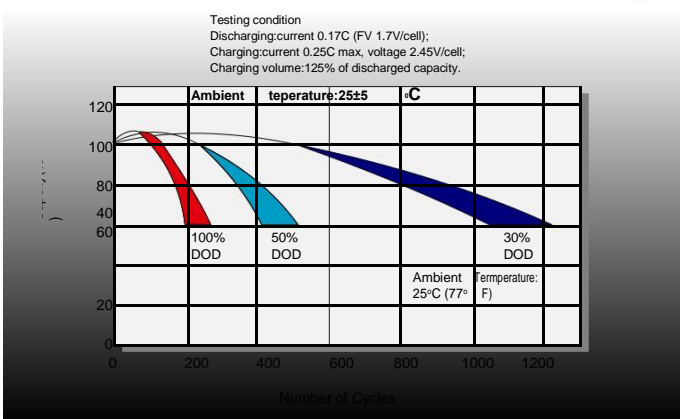
Temperature Effects in Relation to Battery Capacity



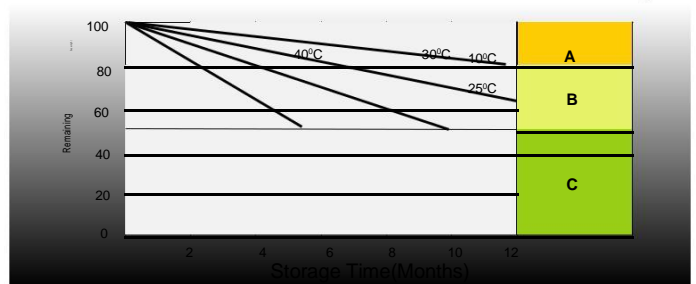
Effect of Temperature on Long Term Float Life



Cycle Life in Relation to Depth of Discharge



Self Discharge Characteristics



- A** No supplementary charge required
 (Carry out supplementary charge before use if 100% capacity is required.)
 Supplementary charge required before use. Optional charging way as below:
 1. Charged for above 3 days at limited current 0.25CA and constant voltage 2.25V/cell.
- B** Charged for above 20hours at limited current 0.25CA and constant voltage 2.45V/cell. 3. Charged for 8-10hours at limited current 0.05CA.
- C** Supplementary charge may often fail to recover the capacity.
 The battery should never be left standing till this is reached.

Sales Office