

## D-SUB Series

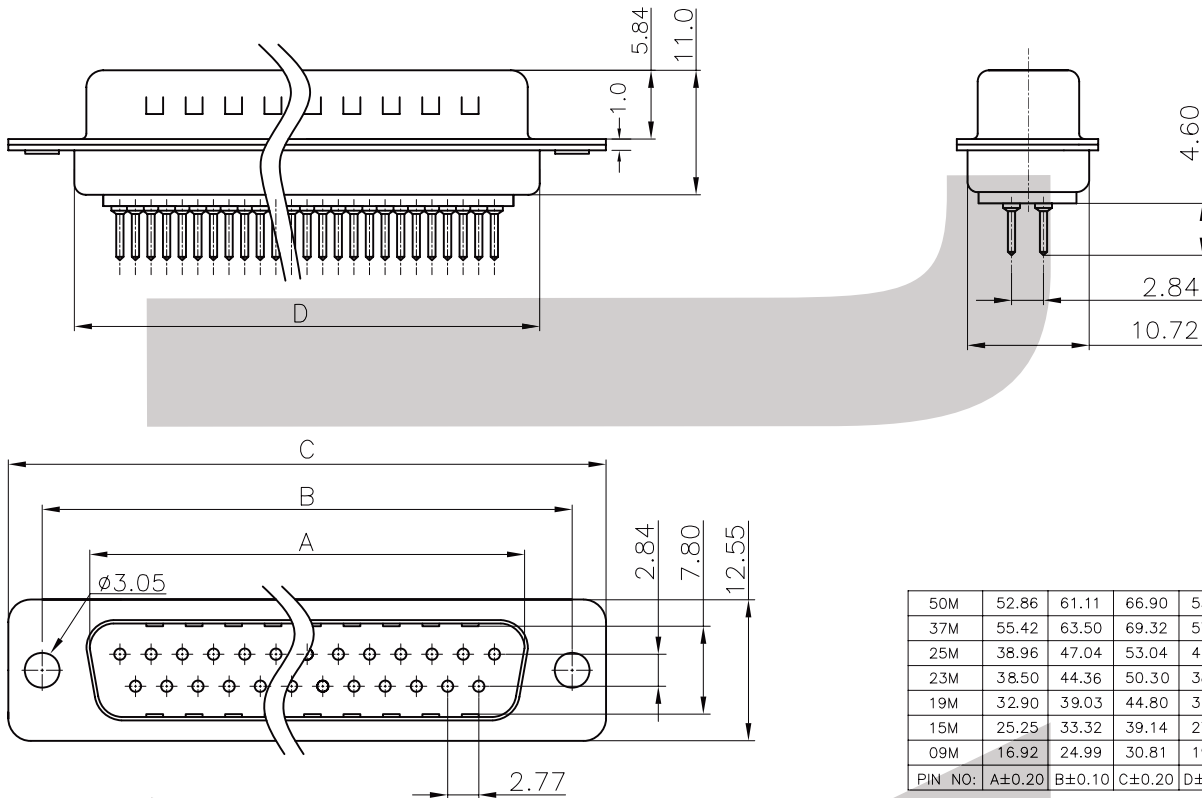

### KLS1-221 D-SUB 2 ROW SOLDER TYPE

#### Electrical Specification:

Current Rating: 2 AMP  
 Insulator Resistance: 5000M ohms min. at DC 500V  
 Contact Resistance: 20m ohms max. at DC 100mA  
 Operating Temperature: -55°C~+105°C

#### Material:

Housing: 30% Glass filled PBT UL94V-0  
 Contacts: Phosphor Bronze  
 Shell: Steel, 100u" Tin Over 50u" min Nickel  
 Clinch Nut: Brass, 100u" min Nickel Plated  
 Screwlock: Brass, 100u" min Nickel Plated



50M	52.86	61.11	66.90	55.30
37M	55.42	63.50	69.32	57.71
25M	38.96	47.04	53.04	41.30
23M	38.50	44.36	50.30	38.15
19M	32.90	39.03	44.80	33.02
15M	25.25	33.32	39.14	27.51
09M	16.92	24.99	30.81	19.28
PIN NO:	A $\pm$ 0.20	B $\pm$ 0.10	C $\pm$ 0.20	D $\pm$ 0.20

## ORDER INFORMATION

Product NO.: KLS1-221-XX -M -L

Pos. NO.  
 001=001 pos.  
 Contact Number of Row  
 221=DP Series  
 Number of Contacts

L=Blue B=Black W=White

M=Male F=Female

## D-SUB Series

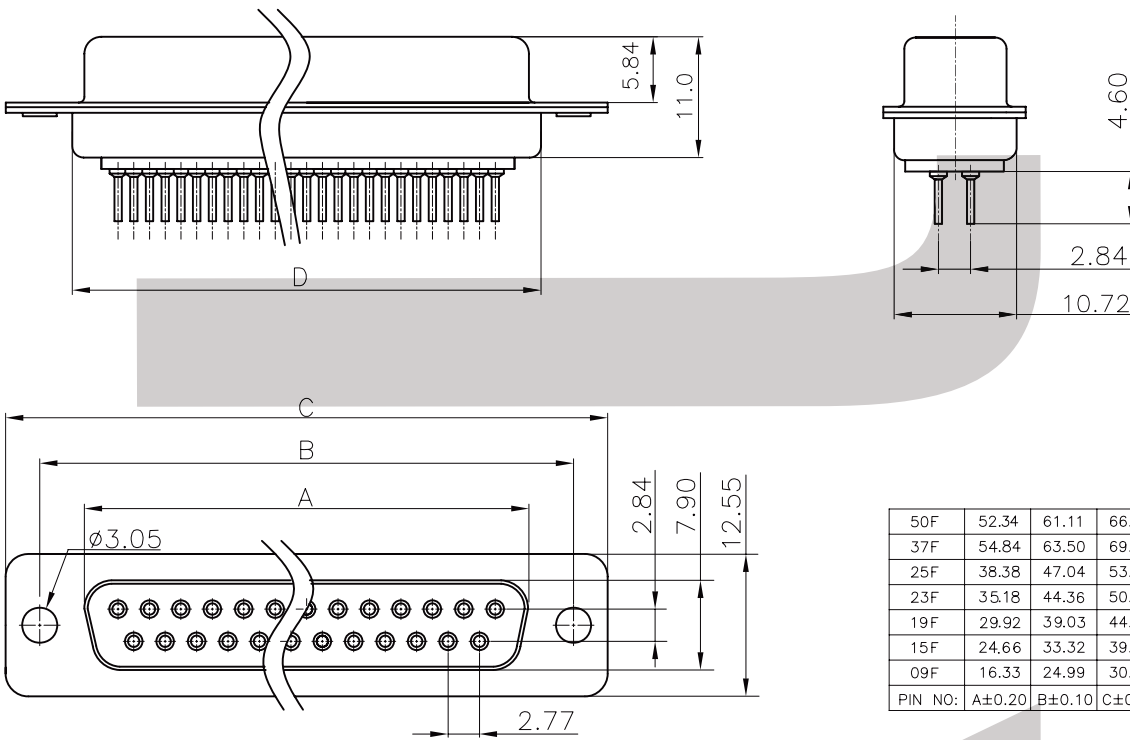

### KLS1-221 D-SUB 2 ROW DIP STRAIGHT TYPE

#### Electrical Specification:

Current Rating: 2 AMP  
 Insulator Resistance: 5000M ohms min. at DC 500V  
 Contact Resistance: 20m ohms max. at DC 100mA  
 Operating Temperature: -55°C~+105°C

#### Material:

Housing: 30% Glass filled PBT UL94V-0  
 Contacts: Phosphor Bronze  
 Shell: Steel, 100u" Tin Over 50u" min Nickel  
 Clinch Nut: Brass, 100u" min Nickel Plated  
 Screwlock: Brass, 100u" min Nickel Plated



50F	52.34	61.11	66.90	55.30
37F	54.84	63.50	69.32	57.71
25F	38.38	47.04	53.04	41.30
23F	35.18	44.36	50.30	38.15
19F	29.92	39.03	44.80	33.02
15F	24.66	33.32	39.14	27.51
09F	16.33	24.99	30.81	19.28
PIN NO:	A±0.20	B±0.10	C±0.20	D±0.20

## ORDER INFORMATION

Product NO.: KLS1-221-XX - F -L

Pos. NO.  
 001=001 pos.  
 Contact Number of Row  
 221=DP Series  
 Number of Contacts

L=Blue B=Black W=White

M=Male F=Female