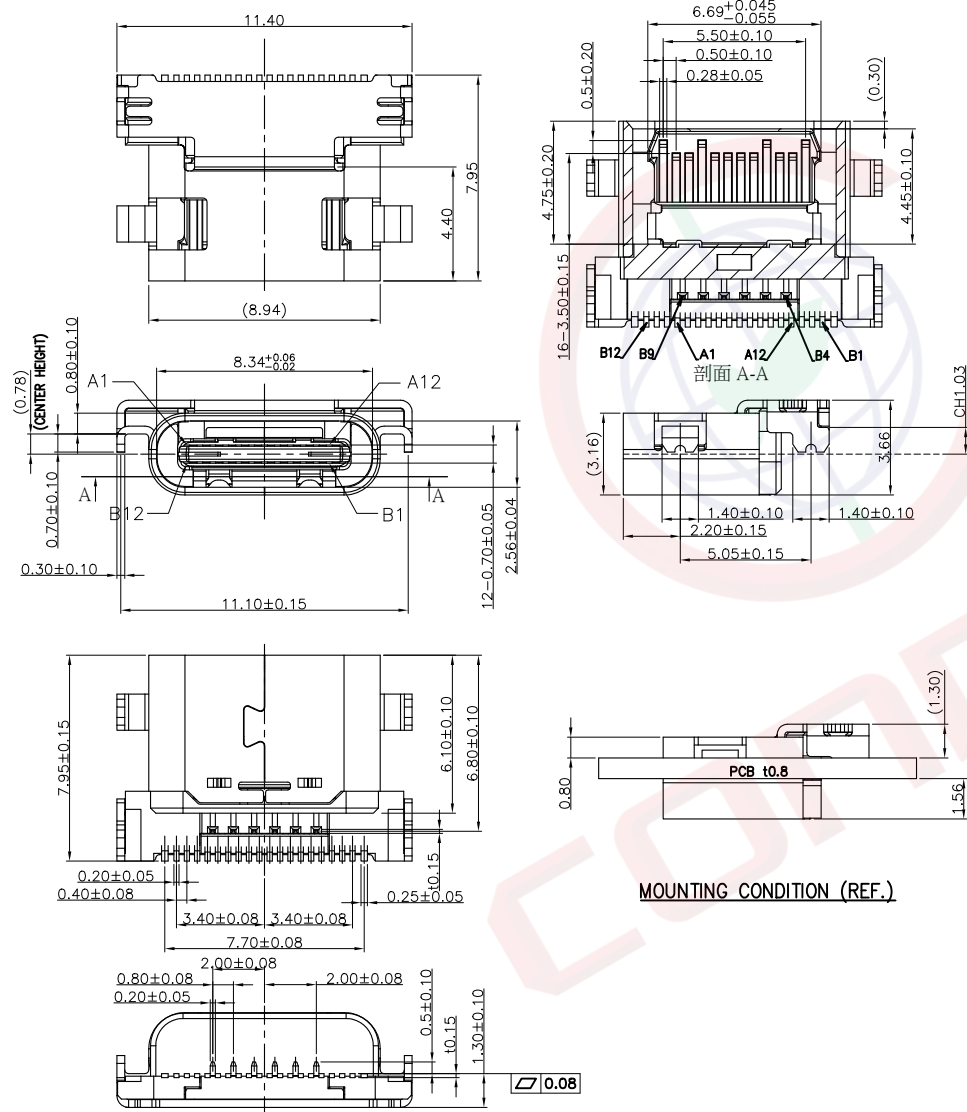


Dept	
Qty	
DC	1
ED	1
IE	1
ISO	1
PD	1
R&D	1
SD	1
QA	1
QC	1
QE	1

The information provided herein is from CONNELY Electronic Co., Ltd. and is confidential. Any disclosure to a party other than the recipient is prohibited. The intellectual properties and its rights contained herein, including but not limited to, trademarks, patents, copyrights, trade secrets, and technical know-how, are owned exclusively by CONNELY or its affiliates. Unauthorized use or reproduction of any part of this document is strictly prohibited. CONNELY may enforce its intellectual property rights at its own discretion, failures or delays to exercise such rights does not constitute a waiver of such rights.

REV.	DESCRIPTION	DRAWN	CHECKED	APPROVED
A	NEW RELEASE	JLZ 01/18/21'		



(Series Image-Reference Only)

NOTE:

- Material specification:
 - Housing: High temperature resistant plastic, UL94 V-0.
 - Contacts: Copper alloy
 - Shell: Stainless steel
- Electrical performance:
 - Current rating: 5.0A (For VBUS)
Voltage rating: 20.0V
 - LLCR:
 - Vbus & Gnd pins and other pins: 40mΩ/Pin Max.
Shield: 50mΩ/Max.
LLCR Max. Change of all pins: 10mΩ.
 - Insulation resistance: 100MΩ Min
 - Dielectric withstand voltage, AC 100V for 1 minute.
- Environmental performance:
 - Operating temperature: -25°C~+85°C.
- Ir reflow:
 - The peak temperature on the board shall be maintained for 10 seconds at 260°C.
- Product number code:

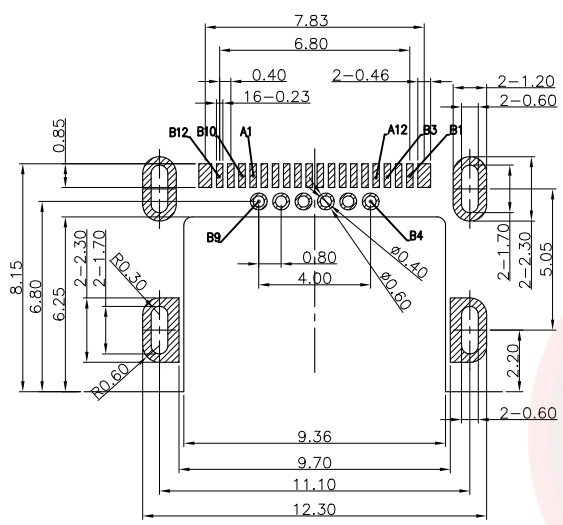
DS1144-24 - X X X X X X X 0

- Packing Type
- R: Tape On Reel
- Shell Plating
- N: Full Nickel
- Housing color
- B: Black
- Contact Plating
- 4: Selective 3u" gold
- 0: Selective gold flash
- Mounting type
- S: SMT type
- Connector type
- F: Female
- No. of contacts
- 24: 24pin

GENERAL TOLERANCE		ANGLE TOLERANCE		PROJECTION		TITLE	USB Type-C 24P Female Low Profile SMT Type L=7.95mm Centre-H=1.03mm	
X.	±0.60	X.	±5°	UNITS	mm	SHEET	DS1144-24 SERIES	
.X	±0.38	.X	±3°	SHEET SIZE	A4	SERIES	DS1144-24 SERIES	
.XX	±0.25	.XX	±2°	晨翔电子有限公司 CONNFLY CONNELY ELECTRONIC CO. LTD				
DRAWING TYPE		CUSTOMER						
SCALE	1:1	SHEET	1 OF 2					
DRAWING NO.		C-DS1144-24-XXXXXX-A						

Dept	
Qty	
DC	1
ED	1
IE	1
ISO	1
PD	1
R&D	1
SD	1
QA	1
QC	1
QF	1

The information provided herein is from CONNLY Electronic Co., Ltd. and is confidential. Any disclosure to a party other than the recipient is prohibited. The intellectual properties and its rights contained herein, including but not limited to, trademarks, patents, copyrights, trade secrets, and technical know-how, are owned exclusively by CONNLY or its affiliates. Unauthorized use or reproduction of any part of this document is strictly prohibited. CONNLY may enforce its intellectual property rights at its own discretion, failures or delays to exercise such rights does not constitute a waiver of such rights.



Recommend PCB layout
(Tolerance:±0.05)

USB TYPE-C FULL-FEATURED RECEPTACLE INTERFACE PIN ASSIGNMENTS

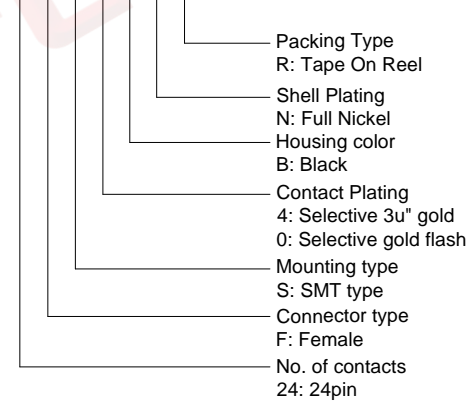
PIN	Signal Name	Description	PIN	Signal Name	Description
A1	GND	Ground return	B12	GND	Ground return
A2	SSTXp1	Positive half of first SuperSpeed TX differential pair	B11	SSRXp1	Positive half of first SuperSpeed RX differential pair
A3	SSTXn1	Negative half of first SuperSpeed TX differential pair	B10	SSRXn1	Negative half of first SuperSpeed RX differential pair
A4	VBUS	Bus Power	B9	VBUS	Bus Power
A5	CC1	Configuration Channel	B8	SBU2	Sideband Use (SBU)
A6	Dp1	Positive half of the USB 2.0 differential pair-Position 1	B7	Dn2	Negative half of the USB 2.0 differential pair-Position 2
A7	Dn1	Negative half of the USB 2.0 differential pair-Position 1	B6	Dp2	Positive half of the USB 2.0 differential pair-Position 2
A8	SBU1	Sideband Use (SBU)	B5	CC2	Configuraation Channel
A9	VBUS	Bus Power	B4	VBUS	Bus Power
A10	SSRXn2	Negative half of second SuperSpeed RX differential pair	B3	SSTXn2	Negative half of second SuperSpeed TX differential pair
A11	SSRXp2	Positive half of second SuperSpeed RX differential pair	B2	SSTXp2	Positive half of second SuperSpeed TX differential pair
A12	GND	Ground return	B1	GND	Ground return

REV.	DESCRIPTION	DRAWN	CHECKED	APPROVED
A	NEW RELEASE	JLZ 01/18/21'		

NOTE:

- Material specification:
 - Housing: High temperature resistant plastic, UL94 V-0.
 - Contacts: Copper alloy
 - Shell: Stainless steel
- Electrical performance:
 - Current rating: 5.0A (For VBUS)
Voltage rating: 20.0V
 - LLCR:
 - Vbus & Gnd pins and other pins: 40mΩ/Pin Max.
 - Shield: 50mΩ/Max.
 - LLCR Max. Change of all pins: 10mΩ.
 - Insulation resistance: 100MΩ Min
 - Dielectric withstand voltage, AC 100V for 1 minute.
- Environmental performance:
 - Operating temperature: -25°C~+85°C.
- Ir reflow:
 - The peak temperature on the board shall be maintained for 10 seconds at 260°C.
- Product number code:

DS1144-24 - X X X X X X X 0



GENERAL TOLERANCE		ANGLE TOLERANCE	
X.	±0.60	X.	±5°
.X	±0.38	.X	±3°
.XX	±0.25	.XX	±2°
DRAWING TYPE		CUSTOMER	
SCALE	1:1	SHEET	2 OF 2
DRAWING NO.	C-DS1144-24-XXXXXX-A		

PROJECTION		TITLE	USB Type-C 24P Female Low Profile SMT
UNITS	mm		Type L=7.95mm Centre-H=1.03mm
SHEET SIZE	A4	SERIES	DS1144-24 SERIES

晨翔电子有限公司
CONNFLY CONNFLY ELECTRONIC CO. LTD