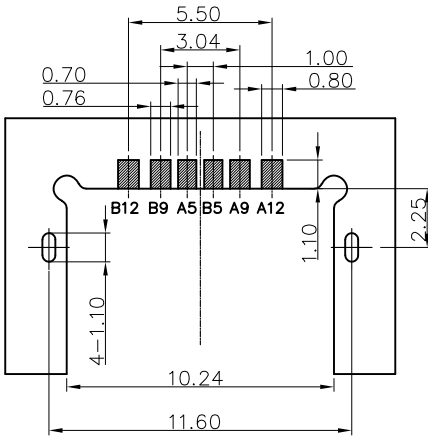


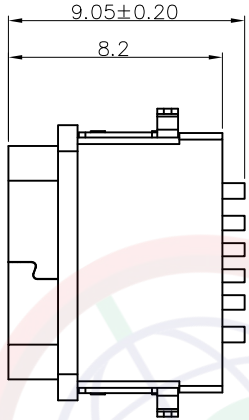
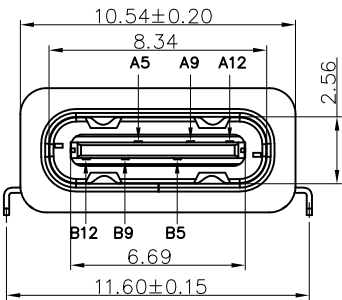
Dept	
Qty	
DC	1
ED	1
IE	1
ISO	1
PD	1
R&D	1
SD	1
QA	1
QC	1
QE	1

The information provided herein is from CONNPLY Electronic Co., Ltd. and is confidential. Any disclosure to a party other than the recipient is prohibited. The intellectual properties and its rights contained herein, including but not limited to, trademarks, patents, copyrights, trade secrets, and technical know-how, are owned exclusively by CONNPLY or its affiliates. Unauthorized use or reproduction of this document, in any form or by any means, without the prior written permission of CONNPLY, is strictly prohibited. CONNPLY may enforce its intellectual property rights at its own discretion; failures or delays to exercise such rights does not constitute a waiver of such rights.

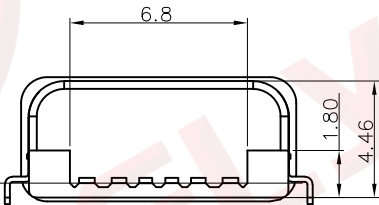
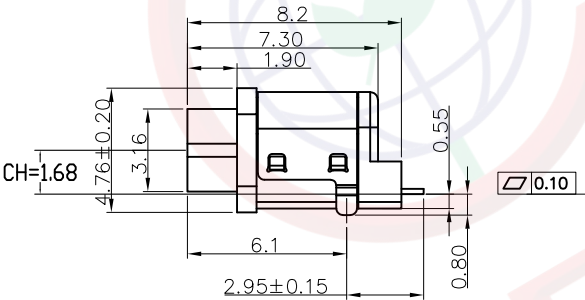
REV.	DESCRIPTION	DRAWN	CHECKED	APPROVED
A	NEW RELEASE	JLZ 01/18/21'		



RECOMMENDED P.C.B. LAYOUT
TOLERANCE UNSPECIFIED ±0.05mm



- NOTES:
SPECIFICATION:
- CURRENT RATING: 3.0A MAX
 - VOLTAGE: 100 VAC
 - TEMPERATURE RANGE: -30 °C ~ 85 °C
 - CONTACT RESISTANCE: 40 MILLIONHM MAX
 - INSULATION RESISTANCE: 100 MEGOHMS MIN.
 - INSERTION FORCE : 5N~20N
 - UNMATING FORCE: 8N~20N
 - DURABILITY: 10,000 CYCLES
 - WATER PROOFNESS: THIS PRODUCT IS BASED ON IPX7.
 - Product number code:
DS1144-54 - X X X X X X X X

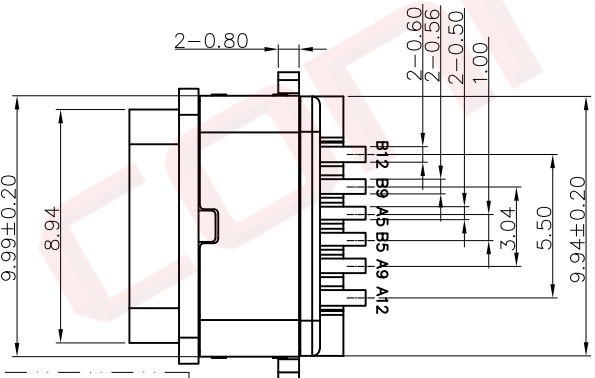


- No. of contacts: 6: 6pin
- Connector type: F: Female
- Mounting type: S: SMT type
- Packing Type: R: Tape On Reel
- Shell Plating: N: Full Nickel
- Housing color: B: Black
- Contact Plating: 4: Selective 3u" gold, 0: Selective gold flash

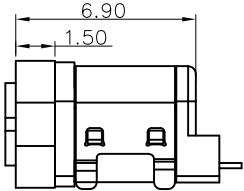
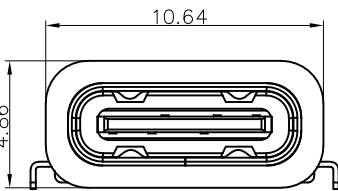
A5	CC1	B12	GND
A9	VBUS	B9	VBUS
A12	GND	B5	CC2
PIN	SIGNAL NAME	PIN	SIGNAL NAME



(Series Image-Reference Only)



NO.	DESCRIPTION	MATERIAL	REMARKS	QTY
5	SHELL	STAINLESS STEEL	NI Plated	1PCS
4	SHIELDING PLATE	STAINLESS STEEL	NI Plated	1PCS
3	CONTACT	COPPER ALLOY	TIN/Au/NI Plated	1SET
2	SHELL HOUSING	HIGH TEMPERATURE PLASTIC	BLACK	1PCS
1	HOUSING	HIGH TEMPERATURE PLASTIC	BLACK	1PCS



Schematic diagram with waterproof ring

GENERAL TOLERANCE		ANGLE TOLERANCE	
X.	±0.60	X.	±5°
.X	±0.38	.X	±3°
.XX	±0.25	.XX	±2°
DRAWING TYPE		CUSTOMER	
SCALE	1:1	SHEET	1 OF 1
DRAWING NO.	C-DS1144-54-XXXXXX-A		

PROJECTION	TITLE	UNITS	mm	SHEET SIZE	A4	SERIES	DS1144-54 SERIES
						TITLE: USB C Type 6P Female SMT Type L=8.2mm Centre-H=1.68mm Waterproof Grade IP-X7	

晨翔电子有限公司
CONNPLY CONNPLY ELECTRONIC CO. LTD