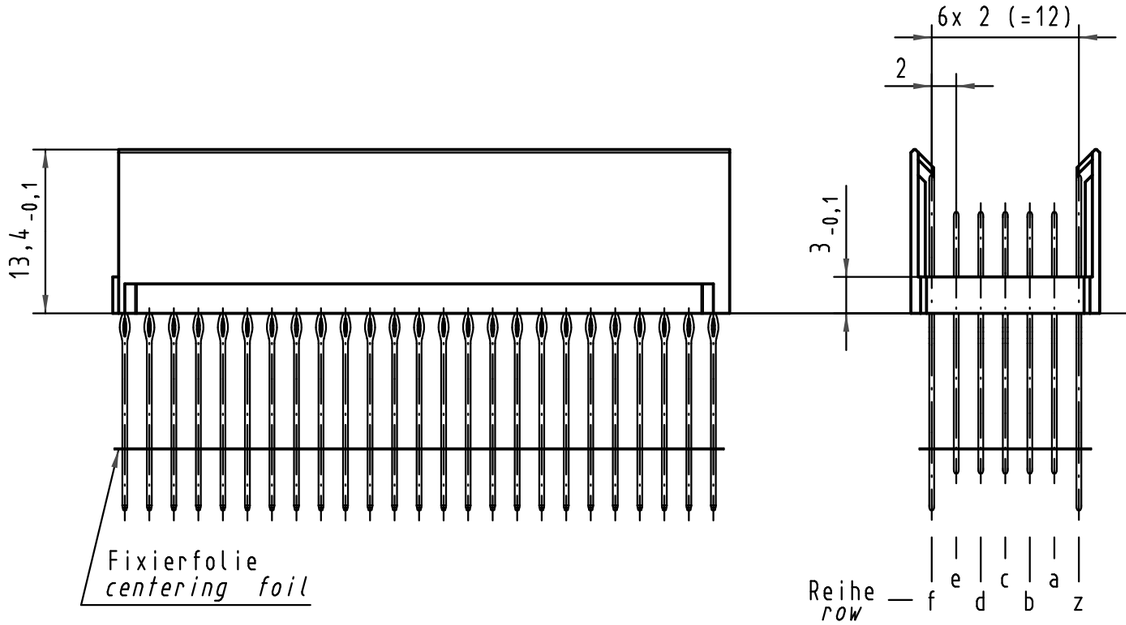

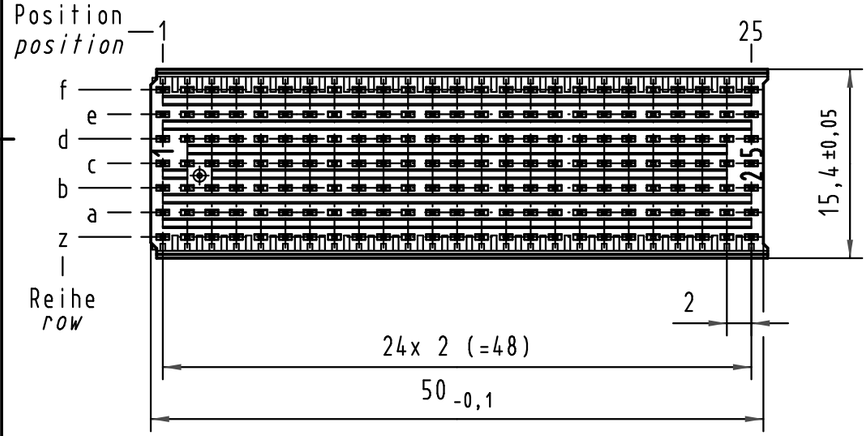

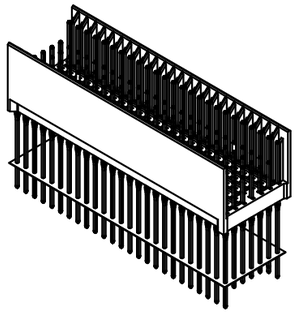

Kontakt-Maße
contact dimensions

(Längen der Steck- und Anschlußseite gelten für eingepreßte Steckverbinder)
(mating and termination length of contacts apply to pressed in connectors)

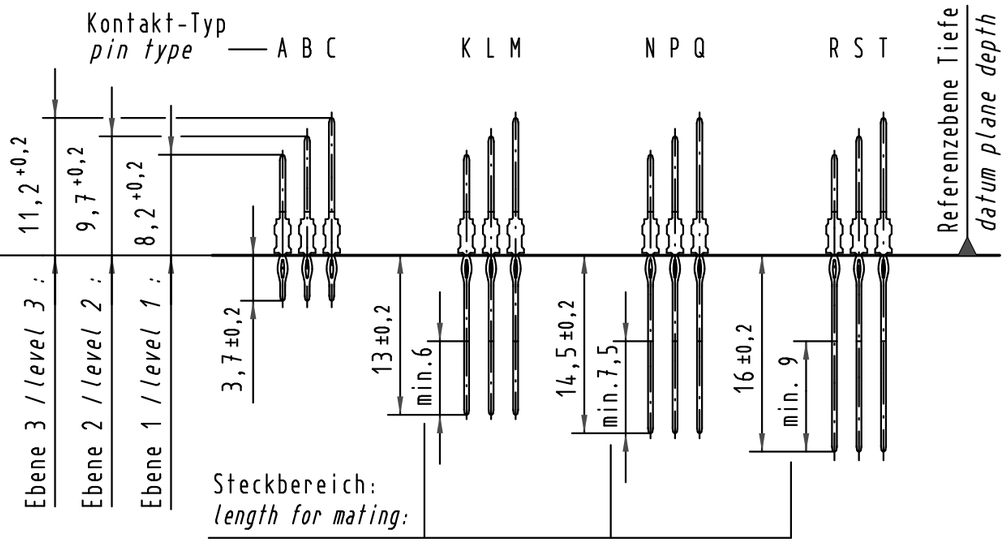

Kontaktbelegung
contact loading

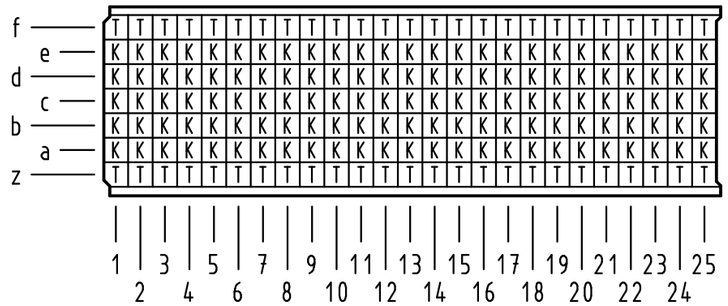

Lochbild
board drillings

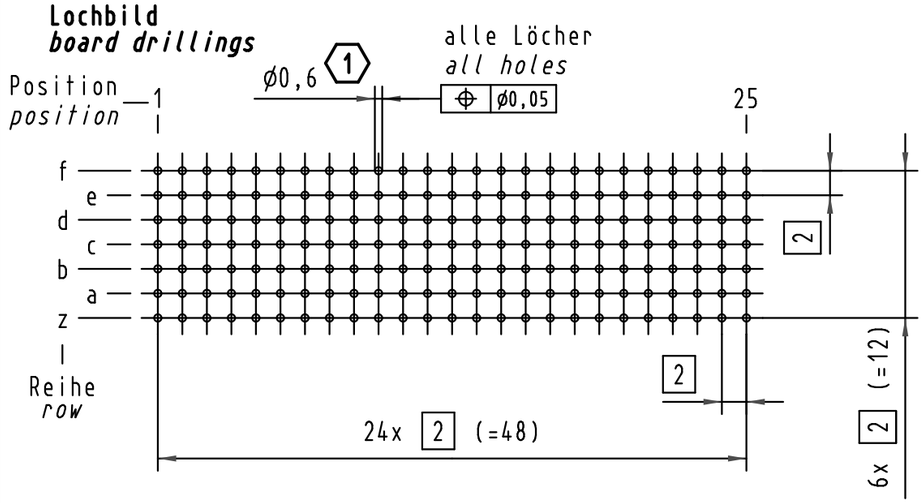

1 Empfohlener Lochaufbau und weitere Informationen siehe: DS 17 00 110 0101
recommended configuration of plated through holes and further information see: DS 17 00 110 0101

17 02 175 4006	S4
17 02 175 2006	2
17 02 175 1006	1
Bestell-Nr. *part-no.*	Anforderungsstufe *performance level* 1

All Dimensions in mm
Original Size DIN A 3

Techn. Character.

Nicht tolerierte Maße/ *Free size tolerances*
IEC 61076-4-101

Mod.	Dat.	Name
35954	15.12.09	Hage.
35560	20.08.09	Hage.
34337	21.05.07	LehT
28980	19.02.01	Rie.
25912		

	Dat.	Name
Detail.	13.04.99	Hl.
Insp.	13.04.99	Wei.
Stand.		

Maßstab/*Scale* 2 : 1

HARTING Electronics GmbH & Co. KG
D-32339 ESPELKAMP

har-bus HM Messerleiste Typ B-25
175pol.,Anschlußlänge 13mm und 16mm
har-bus HM male connector type B-25
175pol.,termination length 13mm and 16mm

TB 17 02 175 x006

Blatt/ *page*

Sub.

Alle Rechte vorbehalten/ *All rights reserved*