

REV.	SPECIFICATION	ECN NO.	APPD.

Material:
Housing: LCP, UL94V-0, Natural.
Latch: LCP, UL94V-0, Black.
Contacts: Phosphor Bronze, 100u" Matte Tin Plated over Nickel 50u" or Gold Plated over Nickel 50u".
Solder Pad: Brass.

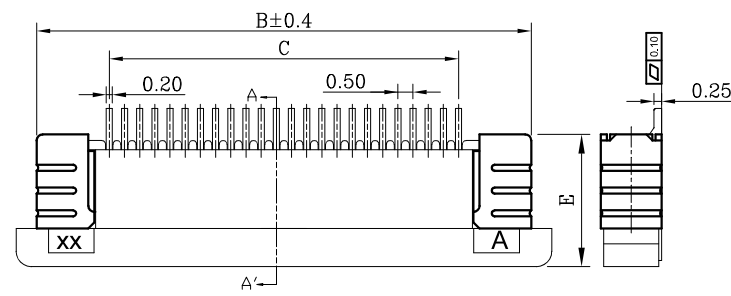
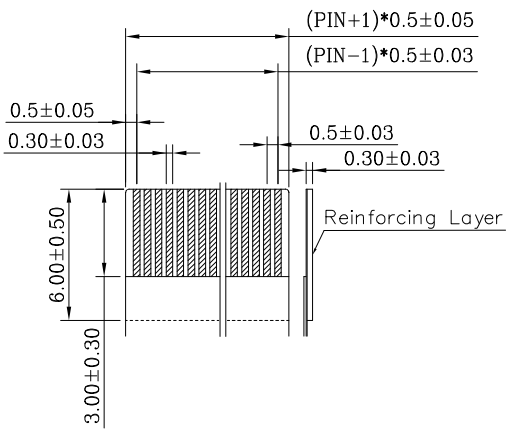
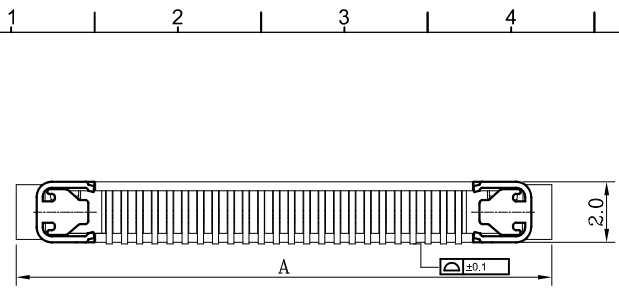
Electrical Characteristics:
Current Rating: 0.5 AMP.
Voltage Rating: AC 50V .
Dielectric Withstanding Voltage: AC 200V .
Insulation Resistance: 500MΩ min.
Contact Resistance: 20mΩ max.
Operating Temperature: -45°C~+85°C.

***RoHS Compliant**

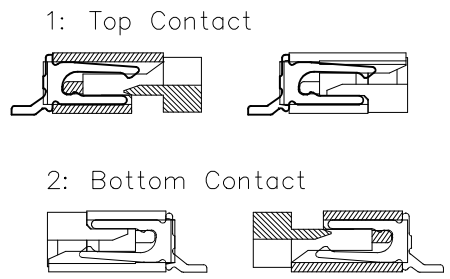
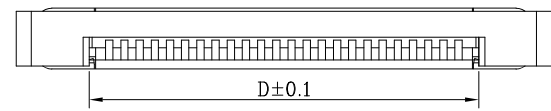
2345-C xx T D x T

Series ————
No. of Pin Count ————
T: Matte Tin Plated ————
G00: Gold Flash ————

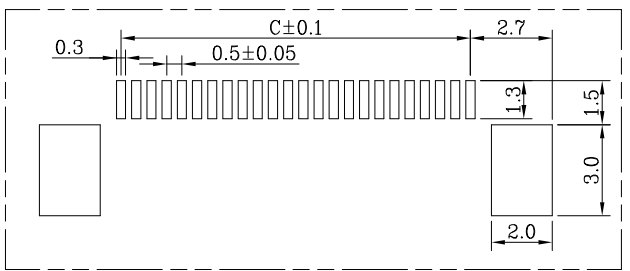
————— T: Tape & Reel Package
————— U: Tube Package
————— 1: Top Contact
————— 2: Bottom Contact
————— D: SMD Type



RECOMMENDED FFC/FPC DIM



SECTION A-A'



P.C.Board Layout

Positions					*** Available Position					
A	B	C	D	E	Positions	A	B	C	D	E
* 04	7.6	6.5	1.5	2.6	* 33	22.1	21.0	16.0	17.1	4.4
* 05	8.1	7.0	2.0	3.1	* 34	22.6	21.5	16.5	17.6	
* 06	8.6	7.5	2.5	3.6	* 35	23.1	22.0	17.0	18.1	
* 07	9.1	8.0	3.0	4.1	* 36	23.6	22.5	17.5	18.6	
* 08	9.6	8.5	3.5	4.6	* 37	24.1	23.0	18.0	19.1	
* 09	10.1	9.0	4.0	5.1	* 38	24.6	23.5	18.5	19.6	
* 10	10.6	9.5	4.5	5.6	39	25.1	24.0	19.0	20.1	
* 11	11.1	10.0	5.0	6.1	* 40	25.6	24.5	19.5	20.6	
* 12	11.6	10.5	5.5	6.6	* 41	26.1	25.0	20.0	21.1	
* 13	12.1	11.0	6.0	7.1	* 42	26.6	25.5	20.5	21.6	
* 14	12.6	11.5	6.5	7.6	* 43	27.1	26.0	21.0	22.1	
* 15	13.1	12.0	7.0	8.1	* 44	27.6	26.5	21.5	22.6	
* 16	13.6	12.5	7.5	8.6	* 45	28.1	27.0	22.0	23.1	
* 17	14.1	13.0	8.0	9.1	* 46	28.6	27.5	22.5	23.6	
* 18	14.6	13.5	8.5	9.6	* 47	29.1	28.0	23.0	24.1	
* 19	15.1	14.0	9.0	10.1	* 48	29.6	28.5	23.5	24.6	4.9
* 20	15.6	14.5	9.5	10.6	* 49	30.1	29.0	24.0	25.1	
* 21	16.1	15.0	10.0	11.1	* 50	30.6	29.5	24.5	25.6	
* 22	16.6	15.5	10.5	11.6	51	31.1	30.0	25.0	26.1	
* 23	17.1	16.0	11.0	12.1	* 52	31.6	30.5	25.5	26.6	
* 24	17.6	16.5	11.5	12.6	53	32.1	31.0	26.0	27.1	
* 25	18.1	17.0	12.0	13.1	* 54	32.6	31.5	26.5	27.6	
* 26	18.6	17.5	12.5	13.6	55	33.1	32.0	27.0	28.1	
* 27	19.1	18.0	13.0	14.1	56	33.6	32.5	27.5	28.6	
* 28	19.6	18.5	13.5	14.6	57	34.1	33.0	28.0	29.1	
* 29	20.1	19.0	14.0	15.1	58	34.6	33.5	28.5	29.6	
* 30	20.6	19.5	14.5	15.6	59	35.1	34.0	29.0	30.1	
* 31	21.1	20.0	15.0	16.1	* 60	35.6	34.5	29.5	30.6	
* 32	21.6	20.5	15.5	16.6						

Tolerances	Dwg. No.	2345D02021		
.x = ±0.30	Projection	⊕ ↙		
.xx = ±0.20	Unit	mm	Scale	1:N
.xxx = ±0.10	Drawn By	Martin 10/12'21		

Title:
2345-C Series
FFC/FPC Connector
0.5mm ZIF Type

⊙ 676

DUPIIN			
DUPIIN ELECTRONIC(KUNSHAN) CO., LTD.			
P/N: 2345-CxxTDxT			
SHEET	1/1	Ver.No.	B1