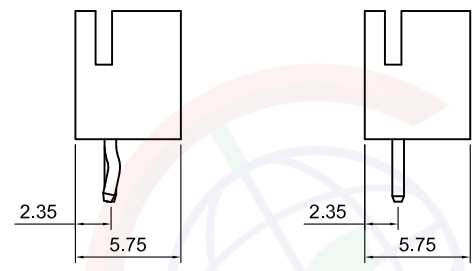
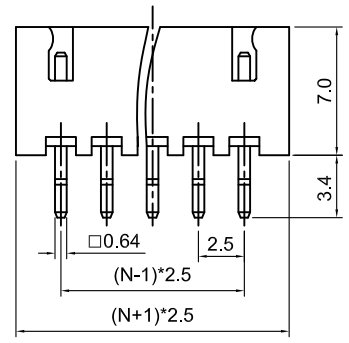


The information provided herein is from CONNELY Electronic Co., Ltd. and is confidential. Any disclosure to a party other than the recipient is prohibited. The intellectual properties and its rights contained herein, including but not limited to, trademarks, patents, copyrights, trade secrets, and technical know-how, are owned exclusively by CONNELY or its affiliates. Unauthorized use of this information in any format or manner. CONNELY may enforce its intellectual property rights at its own discretion; failures or delays to exercise such rights does not constitute a waiver of such rights.

1 2 3 4 5 6 7 8

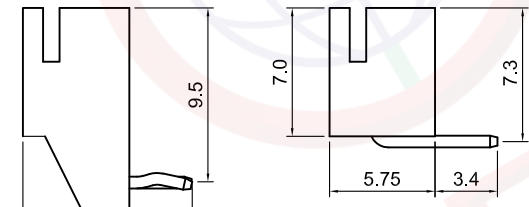
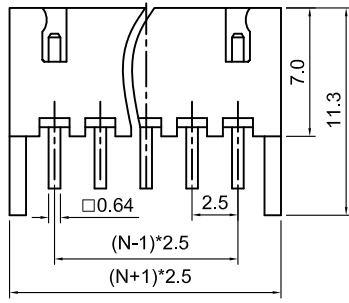
REV.	DESCRIPTION	DRAWN	CHECKED	APPROVED
A	NEW RELEASE	LJH 06/28/05'		LJC 06/28/05'
E	DRAWING UPDATE	JLZ 04/25/19'		
F	DRAWING UPDATE	JLZ 05/05/23'		

Male V/T TYPE

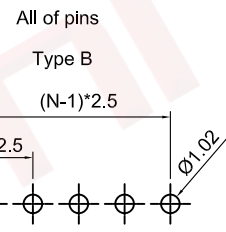


W/ kink W/O kink

Male Right Angle



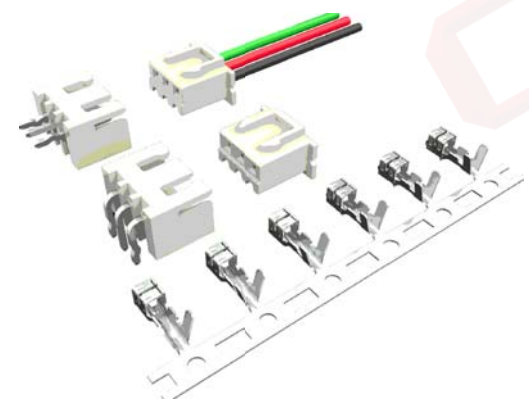
2-7(include) pins



Recommend PCB layout (Tolerance:±0.05)

N=No. of contact

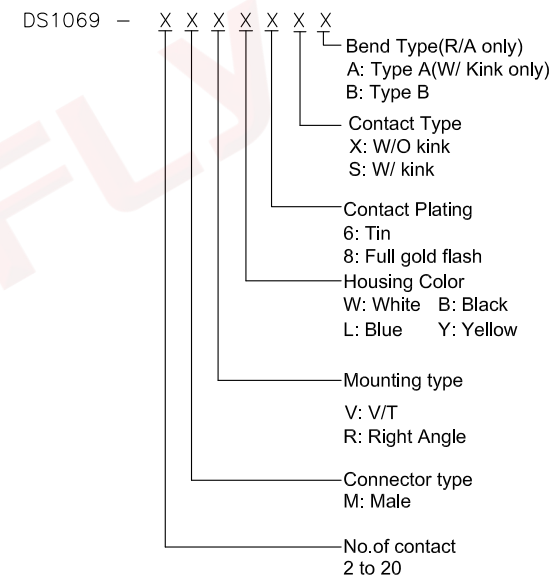
Type A



(Series Image-Reference Only)

NOTES:

- Main specifications
  - Housing material: Nylon 66
  - Wire range: AWG#28-#22
  - Rated voltage: 250V
  - Rated current: 3A(22AWG)
  - Contact resistance: 30mΩ
  - Insulation resistance: 1000MΩ
  - Withstanding voltage: 500V,AC 1 minute
  - Temperature range: -25 ~ +85°C
  - Recommend PC board thickness:1.6mm
- Product number code:



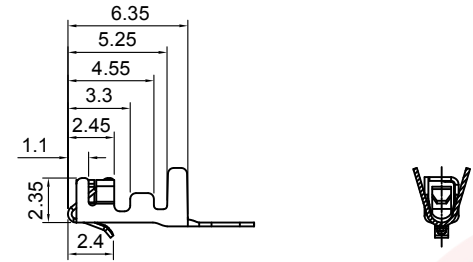
GENERAL TOLERANCE		ANGLE TOLERANCE		PROJECTION		TITLE		
X.	±0.60	X.	±5°	UNITS	mm	P.C.B CONNECTOR 2.5mm XH TYPE		
.X	±0.38	.X	±3°	SHEET SIZE	A4	SERIES DS1069 SERIES		
.XX	±0.25	.XX	±2°					
DRAWING TYPE		CUSTOMER		<b>晨翔电子有限公司</b> <b>CONNFLY CONNFLY ELECTRONIC CO. LTD</b>				
SCALE		1:1					SHEET 1 OF 2	
DRAWING NO.		C-DS1069-XXXXX-F						

1 2 3 4 5 6 7 8

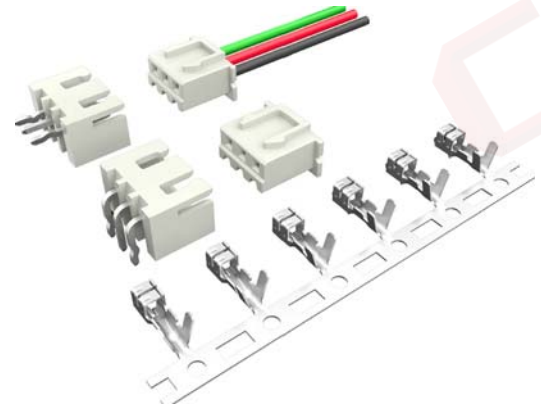
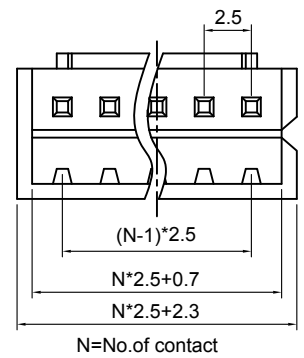
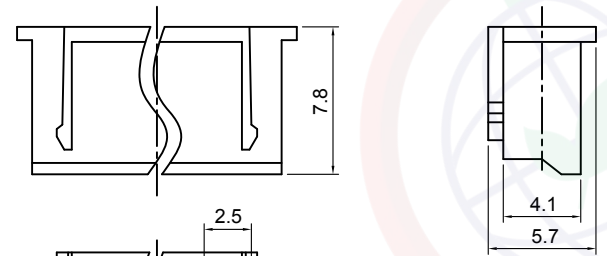
The information provided herein is from CONNELY Electronic Co., Ltd. and is confidential. Any disclosure to a party other than the recipient is prohibited. The intellectual properties and its rights contained herein, including but not limited to, trademarks, patents, copyrights, trade secrets, and technical know-how, are owned exclusively by CONNELY or its affiliates. Unauthorized use or reproduction of any part of this document is strictly prohibited. CONNELY may enforce its intellectual property rights at its own discretion, failures or delays to exercise such rights does not constitute a waiver of such rights.

REV.	DESCRIPTION	DRAWN	CHECKED	APPROVED
A	NEW RELEASE	LJH 06/28/05'		LJC 06/28/05'
E	DRAWING UPDATE	JLZ 04/25/19'		

Female Terminal



Female Housing



(Series Image-Reference Only)

NOTES:

- Main specifications
  - Housing material: Nylon 66
  - Wire range: AWG#28~#22
  - Rated voltage: 250V
  - Rated current: 3A(22AWG)
  - Contact resistance: 30mΩ
  - Insulation resistance: 1000MΩ
  - Withstanding voltage: 500V,AC 1 minute
  - Temperature range: -25 ~ +85°C
  - Recommend PC board thickness:1.6mm
- Product number code:

Female Terminal

T-DS1069-S C 6 0 0  
 Contact Plating  
 6: Tin

Wire Range		O.D of Wire
Section Area (mm) <sup>2</sup>	AWG#	mm
0.08~0.33	28~22	1.2~1.9

Female Housing

I-DS1069-S C W 0 X  
 No.of contact  
 02~20

GENERAL TOLERANCE		ANGLE TOLERANCE		PROJECTION	TITLE
X.	±0.60	X.	±5°		P.C.B CONNECTOR 2.5mm XH TYPE
.X	±0.38	.X	±3°	mm	
.XX	±0.25	.XX	±2°	SHEET SIZE	A4
DRAWING TYPE		CUSTOMER		SERIES	DS1069 SERIES
SCALE		1:1	SHEET	2 OF 2	
DRAWING NO.		C-DS1069-XXXXX-E			

