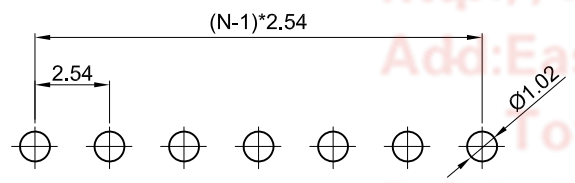
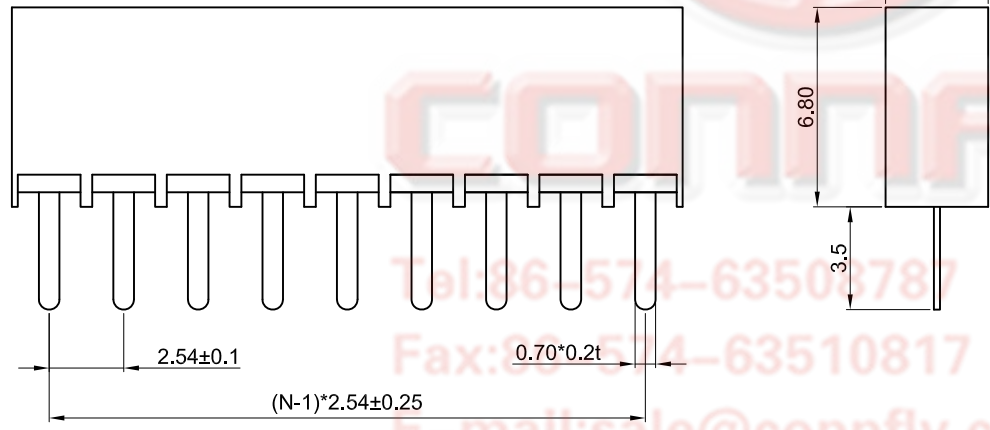
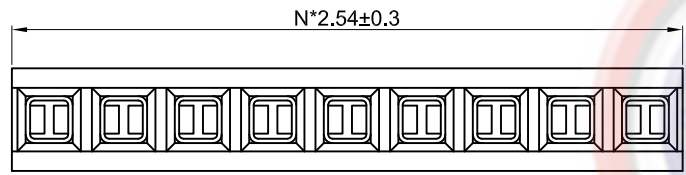


The information provided herein is from CONNELY Electronic Co., Ltd. and is confidential. Any disclosure to a party other than the recipient is prohibited. The intellectual properties and its rights contained herein, including but not limited to, trademarks, patents, copyrights, trade secrets, and technical know-how, are owned exclusively by CONNELY or its affiliates. Unauthorized use of this information in any format or manner. CONNELY may enforce its intellectual property rights at its own discretion; failures or delays to exercise such rights does not constitute a waiver of such rights.

1 2 3 4 5 6 7 8

REV.	DESCRIPTION	DRAWN	CHECKED	APPROVED
A	NEW RELEASE	ych 01/24/08'	~	LJC 01/24/08'
B	DRAWING UPDATE	JLZ 09/07/17'	HZW 09/07/17'	LJC 09/07/17'
C	DRAWING UPDATE	JLZ 07/07/18'	~	



RECOMMEND PCB LAYOUT
(TOLERANCE=±0.05)

Notes:

Specifications:

1. Contact Resistance: 20mΩ Max.
2. Insulation Resistance: 1000MΩ Min.
3. Dielectric Withstanding Voltage: 600V AC(rms) For 1 Minute.
4. Current Rating:3A.
5. Voltage Rating:250V AC rms.
6. Temperature: -40°C~+105°C.

Materials:

1. Contact Material: Copper Alloy.
2. Contact Plating: Gold Plating Over Nickel.
3. Insulator Materials: High Temp,Black,UL94-V0.

Product Number Code:

DS1023-06 - X X X

- CONTACT PLATING
8: Full glod flash
- MOUNTIING TYPE
V: V/T type
- No.of Contacts
1x2 - 1x40

GENERAL TOLERANCE		ANGLE TOLERANCE	
X.	±0.60	X.	±5°
.X	±0.38	.X	±3°
.XX	±0.25	.XX	±2°

DRAWING TYPE	CUSTOMER		
SCALE	1:1	SHEET	1 OF 1
DRAWING NO.	C-DS1023-06-XXX-C		

PROJECTION		TITLE	SINGLE ROW FEMALE HEADER
UNITS	mm		PITCH 2.54mm V/T TYPE H=6.8mm
SHEET SIZE	A4	SERIES	DS1023-06 SERIES

晨翔电子有限公司
CONNFLY CONNELY ELECTRONIC CO. LTD

1 2 3 4 5 6 7 8