

MATERIAL

Insulator: Nylon 9T, UL94V-0, Black
 Contact Pin: Brass

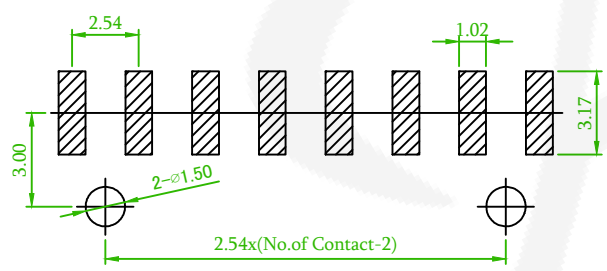
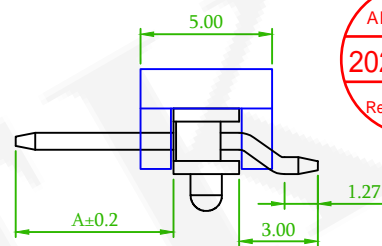
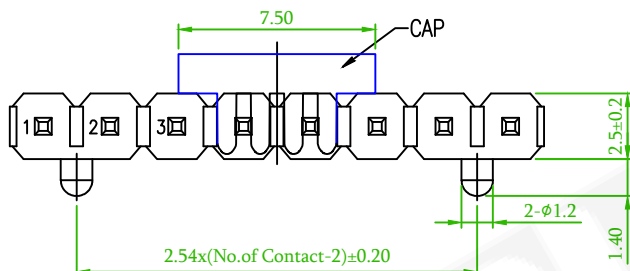
ORDER INFORMATION

5 P H 1 M R B 2 5 - 1 X X X X X N X U - XXX000000 - 0 0

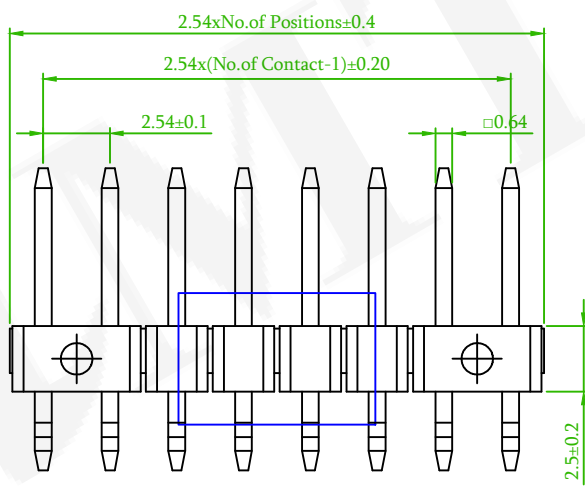
1: Single Row	No. of contacts Per Row(02-40)	GD: Gold Flash GA: Au 5u" GB: Au 10u" GC: Au 20u" GD: Au 30u" TO: Tin Plated	SO: Selective Au SA: Selective Au 5u" SB: Selective Au 10u" SC: Selective Au 20u" SD: Selective Au 30u" TE: Tin 200u"	P: With Peg N: W/O Peg	N: Non Type	R: T/R With Cap H: T/R W/O Cap C: Tube With Cap T: Tube W/O Cap	U: RoHS+Hi-Temp.
---------------	--------------------------------	---	--	---------------------------	-------------	--	------------------



AMTEK 耀德
2021.10.29
Released DCC



Recommended PCB Layout
(PCB TOLERANCE ±0.1)



 耀德精密有限公司 Amtek Technology Co., Ltd. TEL: 886-2-2260-6878 FAX: 886-2-2260-8030	品名 TITLE	PIN HEADER 2.54mm R/A S/R SMT TYPE			頁數 Page	1/1
	品號 PART NO.	5PH1MRB25-1XXXXXNXU -XXX000000-00			繪圖 DRAWN	Mia 2018/01/15
	圖號 DRAWING NO.	GN003-MC887	版本 REV.	B	核對 CHECKED	Josh 2018/01/15
	客戶品號 CUSTOMER P/N		比例 SCALE	None	承認 APPROVED	Jason 2018/01/15
	公差 TOLERANCE	.X ± 0.38 .XX ± 0.25	單位 UNIT	mm	THIRD ANGLE PROJECTION	
	REV.	ECN NO.:210916 Revise the drawing	Alice	2021/10/05		
	ECN NO. OR DESCRIPTION	REVISED	DATE			