

MATERIAL:
 HOUSING: PBT,UL94V-0,BLACK.
 TERMINALS BRACKET: PBT,UL94V-0,BLACK.
 SHIELD: C2680,T=0.20MM,NICKEL PLATING ON ALL AREA.
 TERMINAL: PHOSPHOR BRONZE C5210,T=0.35MM,
 6U" GOLD PLATING ON CONTACT AREA.

MECHANICAL:
 DURABILITY: 750 CYCLES MIN.
 MATING FORCE: 23N MAX.
 OPERATING TEMPERATURE: -40°C~+85°C.
 STORAGE TEMPERATURE: -40°C~+85°C.
 ALL CRITICAL DIMENSIONS WITH "mm"

ELECTRICAL:

- Turn ratio: 1~2: J1~J2=1CT:1CT(±2%).
 3~6: J3~J6=1CT:1CT(±2%).
 4~5: J4~J5=1CT:1CT(±2%).
 7~8: J7~J8=1CT:1CT(±2%).
- OCL: 350uH Min.at 100KHz 100mV 8mA DC.
- Insertion Loss: -1.0 dB Max 1~100MHz.
- Return loss: -20dB Min 1~10MHz;
 -16dB Min 10~30MHz;
 -12dB Min 30~60MHz;
 -10dB Min 60~80MHz.
- Cross talk: -40dB Min 1~30MHz;
 -35dB Min 30~60MHz;
 -30dB Min 60~100MHz;
- CMR: -35dB Min 1~100MHz;
- Hi-Pot: 1500V AC & 2250V DC
 6S 1mA PRI TO SEC

NOTE

Symbol "R7" means serial as Order Information shown

ORDER INFORMATION

5 R T 1 D R 2 0 R 2 N - A 8 S A P X L - 003 - R 7

N:W/O Ear

SA:Selective 6u"

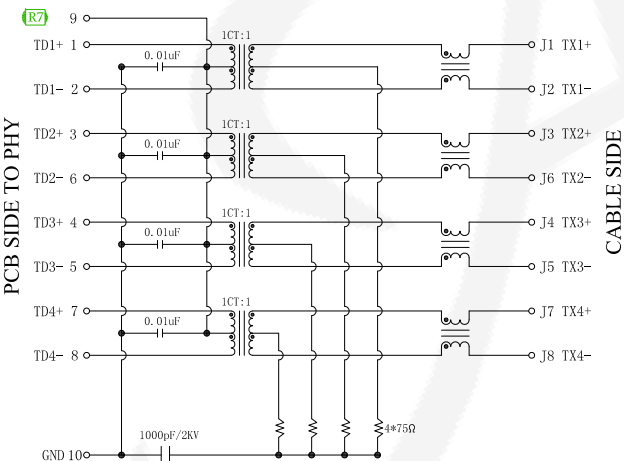
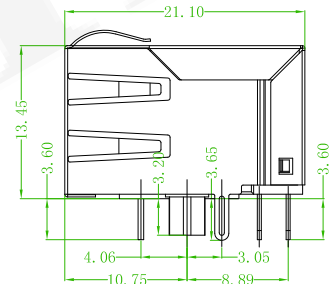
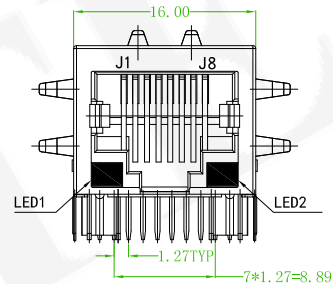
See LED Color Options Table

L:RoHS+PBT+Tray

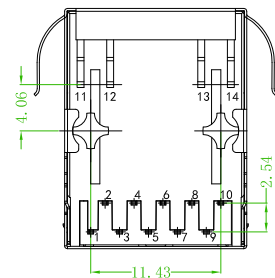
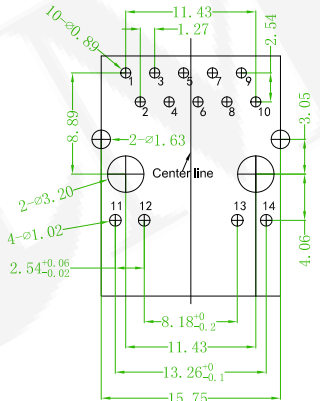


AMTEK 糧德
 2018.12.12
 Released DCC

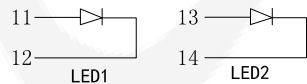
LED Color Options Table		
Left(LED1)	Right(LED2)	No.
Yellow	Green	1
Yellow	Yellow	2
Green	Yellow	3
Green	Green	4



CABLE SIDE



RECOMMENDED PCB LAYOUT VIEWED FROM COMPONENT SIDE



 糧德精密有限公司 Amtek Technology Co., Ltd. TEL: 886-2-2260-6878 FAX: 886-2-2260-8030	品名 TITLE	MODULAR JACK SIDE ENTRY			頁數 Page	1/1
	品號 PART NO.	5RT1DR20R2N-A8SAPXL-003-R7			繪圖 DRAWN	Mia 2018/07/24
	圖號 DRAWING NO.	GN169-MD314	版本 REV.	A	核對 CHECKED	Josh 2018/07/24
	客戶品號 CUSTOMER P/N		比例 SCALE	None	承認 APPROVED	Jason 2018/07/24
	公差 TOLERANCE	.X ±0.30 .XX ±0.25	單位 UNIT	mm	THIRD ANGLE PROJECTION	

REV.	ECN NO. OR DESCRIPTION	REVISED	DATE