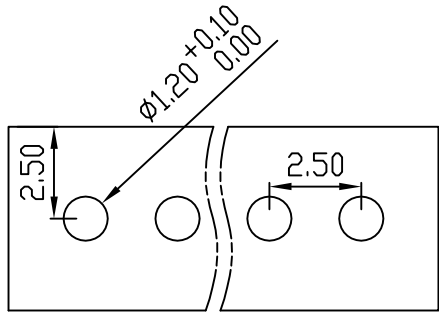
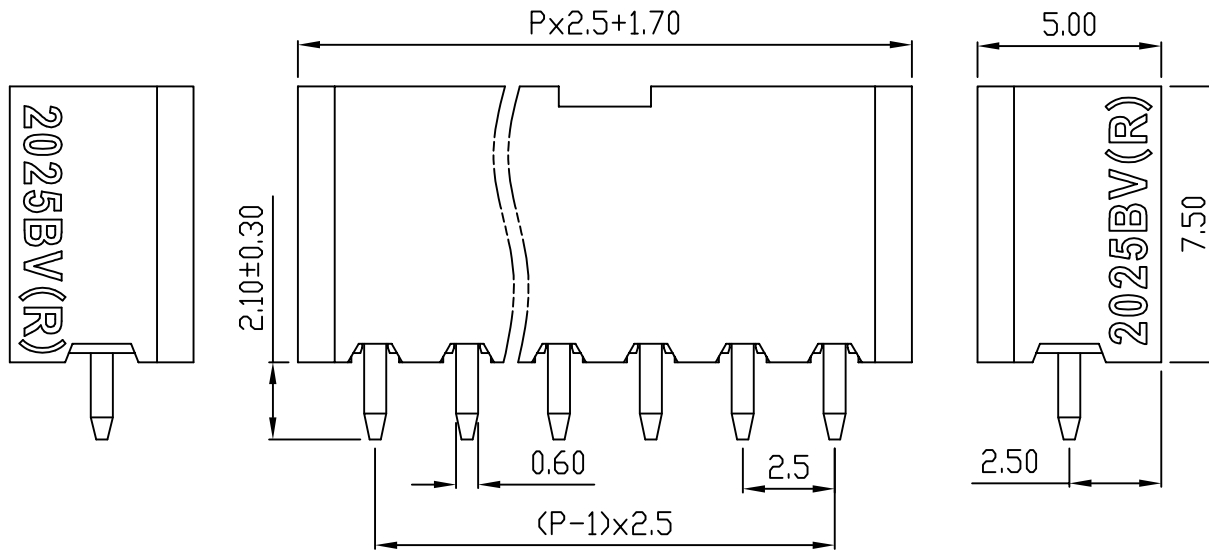
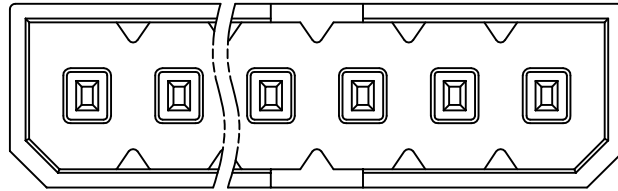


linear dimension(Tolerances Standard GB/T 14486-2008)								—	$\nabla$	$\perp$
variable range	to	over 6	over 10	over 30	over 60	over 100	over 160	to	over 10	over 100
	6	to 10	to 30	to 60	to 100	to 160	10		to 100	to
tolerance	$\pm 0.20$	$\pm 0.30$	$\pm 0.50$	$\pm 0.70$	$\pm 1.00$	$\pm 1.30$	$\pm 1.60$	0.10	0.30	0.60



PCB Layout



REVISION RECORD

REV.	DESCRIPTION	ECN No.	APPROVED	DATE
A	新发行		SJD	21.05.27

UL/CUL 技术参数 UL/CUL Technical Data						
等级	Use Group	B	C	D		
额定电压	Rated Voltage [V]	150	-	150		
额定电流	Rated Current [A]	5	-	5		
接线范围	Wire Range					
单/多芯线	Solid/Stranded [AWG]	-				
耐电压	Withstanding Voltage	1300V/1Min				
IEC 技术参数 IEC Technical Data						
过电压类别	Overvoltage Category	III	III	II		
污染等级	Contamination Class	3	2	2		
额定电压	Rated Voltage [V]	100	160	320		
额定电流	Rated Current [A]	6	6	6		
额定冲击电压	Impulse withstand voltagea [KV]	2.5	2.5	2.5		
导线截面积	Conductor cross section					
硬质/柔性导线	Solid/flexible [mm <sup>2</sup> ]	-				
材料				Material		
绝缘材料	Insulation Material	PA46				
阻燃等级	Flammability	UL94V-0				
导体材料	Contact Material	铜合金 Copper alloy				
导体表面镀层	Contactive Coating	镀锡 Tin Plated				
一般参数				Other Data		
间距	Pitch [mm]	2.5				
极数	Poles [P]	2-12				
剥线长度	Stripping Length [mm]	-				
螺丝/扭矩	Torque(Max) [N.m]	-				
工作温度	Operating temperatur [°C]	-60~+105				
引脚尺寸	Pin Dimensions [mm]	2.10				
PCB板孔径	PCB Hole Diameter [mm]	1.20				

DES.	SJD	DATE	21.05.27	单位/UNITS	mm	尺寸/SIZE	A4	比例/SCALE	1:1	第三视角/THIRD ANGLE PROJECTION	版本/REV	A	
CHK.	SY	DATE	21.05.27	NINGBO KLS ELECTRONIC CO.,LTD								名称/TITLE	L-KLS2-2025-2.50-04P-3
APP.	CLF	DATE	21.05.27										