

Type 0ADKC / 0ADKP

Time-Delay, Ceramic Tube Fuse Series

HF **Pb** 0ADKC/0ADKP Series, 5x20mm Ceramic Tube Time-Delay Fuse RoHS 2 Compliant

Description

A 600Vac / 500Vdc rated ceramic tube cartridge fuse in a compact 5 x 20mm Package.

Features

- Time-delay, high breaking capacity
- Ceramic tube, Silver plated copper cap construction
- Available in cartridge and pigtail axial lead
- RoHS 2 compliant
- Halogen Free
- Lead Free



Applications

- Industrial Power Supplies
- DC/DC modules

LEAD FREE = **Pb**
 HALOGEN FREE = **HF**

Physical Specifications

Materials	Body : Ceramic
	Cap : Silver Plated Copper Alloy
	Pigtail Leads : Tin Plated Copper
Marking	On Fuse :
	"bel"
	"0ADK", "Current Rating", "Voltage Rating", "Appropriate Safety Logos"
	On Label :
	"bel", "0ADKC" or "0ADKP", "Current Rating", "Voltage Rating", "Interrupting Rating", "Appropriate Safety Logos" and " ", " "(China RoHS compliant).

Safety Agency Approvals

Safety Agency	Safety Agency Certificate	Voltage Rating (V)	Ampere Range / Volt @ I.R. ability*
	E20624	500mA-20A/600V AC 500mA-20A/500V DC 500mA-10A/400V DC	500mA-20A/600V@200A AC 500mA-20A/500V@300A DC 500mA-10A/400V@2KA DC
	B 058849 0020	1A-16A/500V AC/ DC	1A-10A/500V@500A AC 12A-16A/500V@200A AC 1A-16A/500V@ 1KA DC

*I.R.= Interrupting Rating = Short Circuit Rating(Amps)



Electrical Characteristics

Rated Current	1.5In	2.1In	2.75In	3.0In	4.0In	10.0In
<1A	1 hour min.	N/A	N/A	120sec max	N/A	N/A
1A-3.15A	1 hour min.	30min. max.	750ms-80sec	N/A	95ms-5sec	10ms-150ms
4A-6.3A	1 hour min.	30min. max.	750ms-80sec	N/A	150ms-5sec	10ms-150ms
8A-20A	30min. min	30min. max.	750ms-80sec	N/A	150ms-8sec	10ms-150ms

Environmental Specifications

Operating Temperature	-40°C to +125°C
Terminal Strength	MIL-STD-202G, Method 211 Test Condition A
Lead Solderability	MIL-STD-202, Method 208
Mechanical Vibration	MIL-STD-202, Method 201
Thermal Shock	MIL-STD-202, Method 107 Test Condition B (5 cycles -65°C to +125°C)
Humidity	MIL-STD-202, Method 103, Test Condition A (95%RH and 40°C for 240 hours)

Electrical Specifications

Part Number	Ampere Rating	Typical Cold Resistance (mOhms)	Voltage and Interrupting Ratings	Typical Voltage Drop (mV)	Typical Pre-Arcing I ² t (A ² Sec)	Agency Approvals	
							
0ADKC0500-XX 0ADKP0500-XX	500mA	382	See Table of Ratings on Page 1 for Voltage and associated Interrupting Ratings	190	0.287	Y	
0ADKC0630-XX 0ADKP0630-XX	630 mA	359		261	0.34	Y	
0ADKC0800-XX 0ADKP0800-XX	800mA	175		144	1.18	Y	
0ADKC1000-XX 0ADKP1000-XX	1A	210		250	1.4	Y	Y
0ADKC1250-XX 0ADKP1250-XX	1.25A	134		138	2.34	Y	Y
0ADKC1600-XX 0ADKP1600-XX	1.6A	100		180	3.9	Y	Y
0ADKC2000-XX 0ADKP2000-XX	2A	65		158	9.4	Y	Y
0ADKC2500-XX 0ADKP2500-XX	2.5A	34		93	12.5	Y	Y
0ADKC3150-XX 0ADKP3150-XX	3.15A	28		110	17.8	Y	Y
0ADKC4000-XX 0ADKP4000-XX	4A	24		118	25	Y	Y
0ADKC5000-XX 0ADKP5000-XX	5A	17		104	50	Y	Y
0ADKC6300-XX 0ADKP6300-XX	6.3A	13		100	80	Y	Y
0ADKC8000-XX 0ADKP8000-XX	8A	9		85	179	Y	Y
0ADKC9100-XX 0ADKP9100-XX	10A	7.6		90	400	Y	Y
0ADKC9120-XX 0ADKP9120-XX	12A	6		80	576	Y	Y
0ADKC9150-XX 0ADKP9150-XX	15A	4.3		75	900	Y	Y
0ADKC9160-XX 0ADKP9160-XX	16A	3.7		68	1024	Y	Y
0ADKC9200-XX 0ADKP9200-XX	20A	2.7		65	2400	Y	

Consult manufacturer for other ratings

*DC Cold Resistance are measured at <10% of rated current in ambient temperature of 25°C

*Typical Pre-arcing I²t are measured at 10In Current

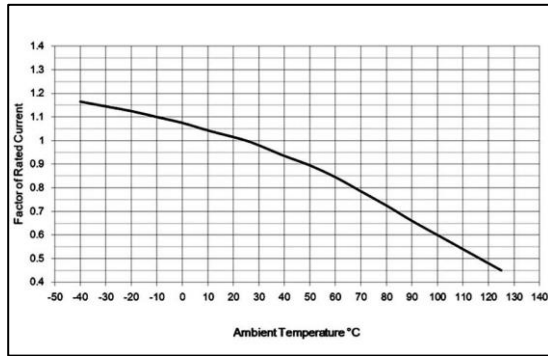


Specifications subject to change without notice

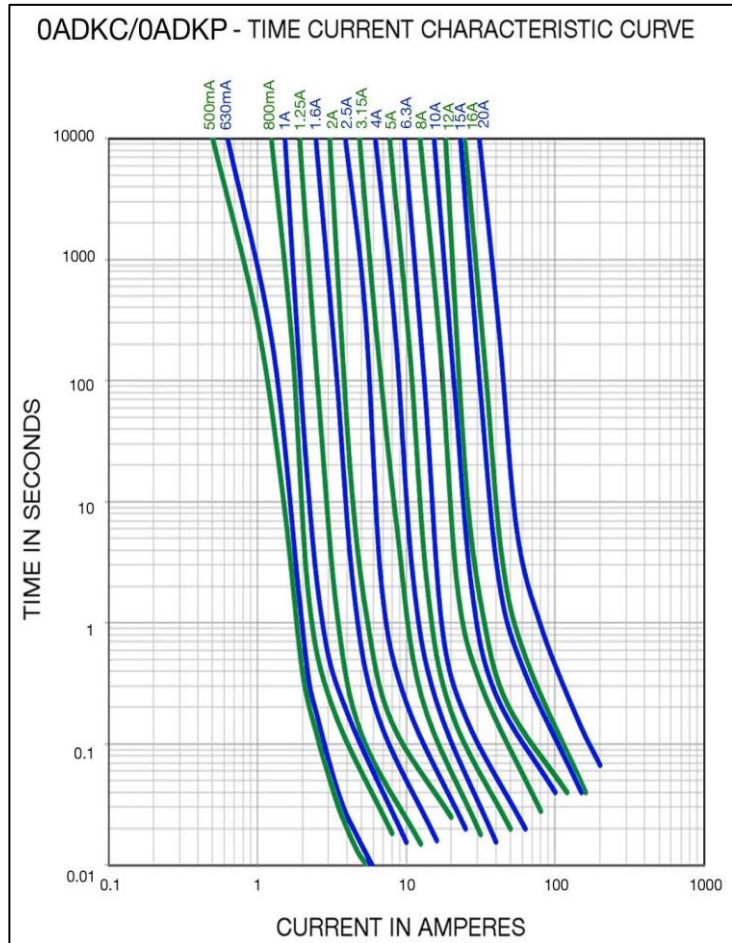
Bel Fuse Inc.
206 Van Vorst Street
Jersey City, NJ 07302 USA

+1 201.432.0463
Bel.US.CS@belf.com
belfuse.com/circuit-protection

Temperature Re-Rating Curve



Average Time Current Curve



Soldering parameters for Pigtail Type

Wave Soldering Compatible: (260°C, 10 sec max)

Hand-Solder:

Solder Iron Temperature: (350°C +/- 5°C)

Heating Time: (5 sec max)

Type 0ADKC /0ADKP

Fuse FGNO Explanation

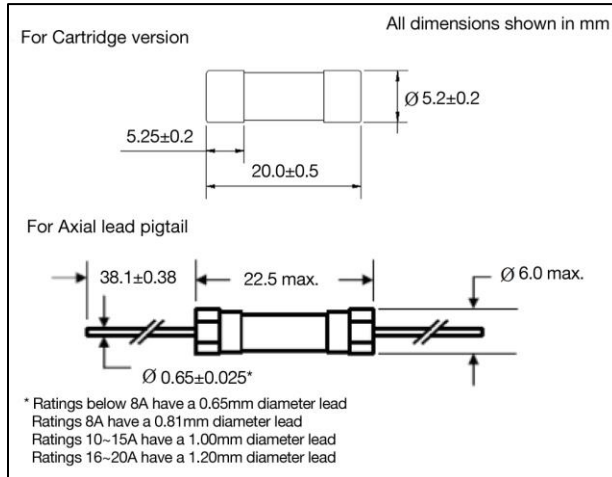
0ADK X [XXXX] -XX

0ADKC/P=0ADKC/P; [XXXX]=Ampere Rating; XX=See Ordering Information as below

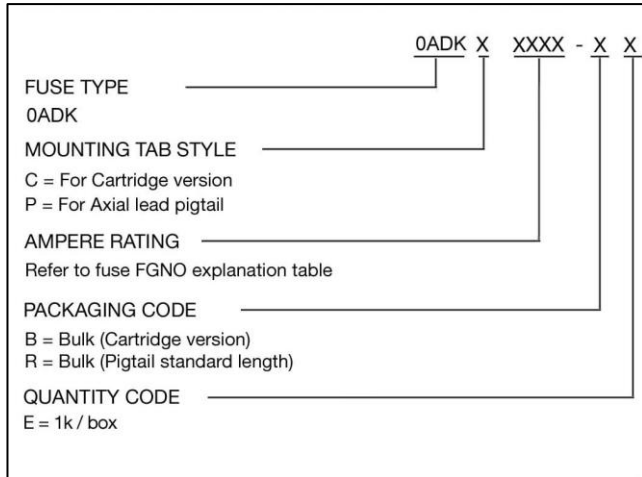
Fraction	Decimal	Milliamps	Bel FGNO[XXXX]
1/2	0.500	500	0500
	.630	630	0630
8/10	.800	800	0800

Fraction	Decimal	Amps	Bel FGNO[XXXX]
	1.0	1	1000
1-1/4	1.25	1.25	1250
	1.6	1.6	1600
	2.0	2	2000
2-1/2	2.5	2.5	2500
	3.15	3.15	3150
	4.0	4	4000
	5.0	5	5000
	6.3	6.3	6300
	8.0	8	8000
		10	9100
		12	9120
		15	9150
		16	9160
		20	9200

Mechanical Dimensions



Ordering Information



Packaging

Packaging Option	Quantity	Packaging Code
Bulk (Cartridge Type)	1000	BE
Bulk (Pigtail Type)	1000	RE



Specifications subject to change without notice

Bel Fuse Inc.
 206 Van Vorst Street
 Jersey City, NJ 07302 USA

+1 201.432.0463
 Bel.US.CS@belf.com
belfuse.com/circuit-protection