


# RMCF/RMCP Series

General Purpose Thick Film Standard Power and High Power Chip Resistor

Stackpole Electronics, Inc.

Resistive Product Solutions

- Features:
- RMCF – standard power ratings
  - RMCP – high power ratings
  - Nickel barrier terminations standard
  - Power derating from 100% at 70°C to zero at +155°C
  - RMCF and RMCP package sizes 0402 through 2512 are AEC-Q200 compliant
  - RoHS compliant



Electrical Specifications - RMCF							
Type / Code	Power Rating (Watts) @ 70°C	Maximum Working Voltage <sup>(1)</sup>	Maximum Overload Voltage	Maximum Current	Resistance Temperature Coefficient	Ohmic Range (Ω) and Tolerance <sup>(2)</sup>	
						1%	5%
RMCF01005	0.03W	15V	30V	0.5 Amp	-200/+600 ppm/°C	1 - 9.76	
RMCF0201	0.05W	25V	50V	1 Amp	± 250 ppm/°C	10 - 1M	
					± 400 ppm/°C	1 - 9.76	
RMCF0402	0.063W	50V	100V	1 Amp	± 200 ppm/°C	10 - 10M	
					± 300 ppm/°C	0.2 - 0.392	
					± 250 ppm/°C	0.4 - 0.59	
					± 200 ppm/°C	0.604 - 9.76	
					± 100 ppm/°C	10 - 1M	
RMCF0603	0.1W	75V	150V	1 Amp	± 200 ppm/°C	1.02M - 10M	1.1M - 20M
					± 500 ppm/°C	0.1 - 0.499	
					± 400 ppm/°C	0.511 - 0.976	
					± 200 ppm/°C	1 - 9.76	1 - 20M
RMCF0805	0.125W	150V	300V	2 Amp	± 100 ppm/°C	10 - 1M	-
					± 200 ppm/°C	1.02M - 10M	-
					± 200 ppm/°C	0.1 - 9.76	0.1 - 20M
RMCF1206	0.25W	200V	400V	2 Amp	± 100 ppm/°C	10 - 1M	-
					± 200 ppm/°C	1.02M - 10M	-
					± 200 ppm/°C	0.1 - 9.76	0.1 - 20M
RMCF1210	0.33W <sup>(3)</sup>	200V	400V	3 Amp	± 200 ppm/°C	0.1 - 0.976	
					± 400 ppm/°C	1 - 9.76	
					± 200 ppm/°C	-	10 - 20M
					± 100 ppm/°C	10 - 10M	-
RMCF2010	0.75W	200V	400V	3 Amp	± 200 ppm/°C	0.1 - 0.976	
					± 400 ppm/°C	1 - 9.76	
					± 200 ppm/°C	-	10 - 10M
					± 100 ppm/°C	10 - 10M	-
RMCF2512	1W	200V	400V	3 Amp	± 200 ppm/°C	0.1 - 0.976	
					± 400 ppm/°C	1 - 9.76	
					± 200 ppm/°C	-	10 - 10M
					± 100 ppm/°C	10 - 10M	-

Notes: (1) Lesser of  $\sqrt{P \cdot R}$  or maximum working voltage  
 (2) Contact factory for extended ohmic values  
 (3) Power rating is 0.5W for ohmic values below 1KΩ

# RMCF/RMCP Series

General Purpose Thick Film Standard Power  
and High Power Chip Resistor

Stackpole Electronics, Inc.

Resistive Product Solutions

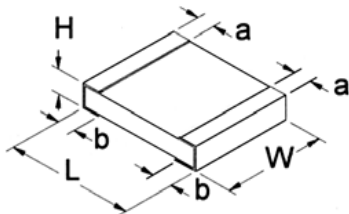
## Electrical Specifications - RMCP

Type / Code	Power Rating (Watts) @ 70°C	Maximum Working Voltage <sup>(1)</sup>	Maximum Overload Voltage	Maximum Current	Resistance Temperature Coefficient	Ohmic Range (Ω) and Tolerance <sup>(2)</sup>
						1%, 5%
RMCP0201	0.063W	25V	50V	1 Amp	-200/+400 ppm/°C	1 - 9.76
					± 200 ppm/°C	10 - 10M
RMCP0402	0.125W	50V	100V	1.5 Amp	± 200 ppm/°C	1 - 9.76
					± 100 ppm/°C	10 - 1M
RMCP0603	0.25W	75V	150V	2 Amp	± 200 ppm/°C	1 - 9.76
					± 100 ppm/°C	10 - 1M
RMCP0805	0.33W	150V	300V	2.5 Amp	± 200 ppm/°C	1 - 9.76
					± 100 ppm/°C	10 - 1M
RMCP1206	0.33W	200V	400V	3.5 Amp	± 200 ppm/°C	1 - 9.76
					± 100 ppm/°C	10 - 1M
RMCP1210	0.5W	200V	400V	5 Amp	± 200 ppm/°C	1 - 9.76
					± 100 ppm/°C	10 - 1M
RMCP2010	1W	200V	400V	6 Amp	± 200 ppm/°C	1 - 9.76
					± 100 ppm/°C	10 - 1M
RMCP2512	2W	250V	500V	7 Amp	± 200 ppm/°C	1 - 9.76
					± 100 ppm/°C	10 - 1M

Notes: (1) Lesser of  $\sqrt{P \cdot R}$  or maximum working voltage

(2) Contact factory for extended ohmic values

## Mechanical Specifications



Type / Code	Average Unit Weight (mg)	L Body Length	W Body Width	H Body Height	a Top Termination	b Bottom Termination	Unit
RMCF01005	0.07	0.016 ± 0.0008 0.40 ± 0.02	0.008 ± 0.0008 0.20 ± 0.02	0.005 ± 0.0008 0.13 ± 0.02	0.004 ± 0.0012 0.10 ± 0.03	0.004 ± 0.0012 0.10 ± 0.03	inches mm
RMCF0201 RMCP0201	0.16	0.024 ± 0.0012 0.60 ± 0.03	0.012 ± 0.0012 0.30 ± 0.03	0.009 ± 0.0012 0.23 ± 0.03	0.006 ± 0.002 0.15 ± 0.05	0.006 ± 0.002 0.15 ± 0.05	inches mm
RMCF0402 RMCP0402	0.57 0.62	0.039 ± 0.004 1.00 ± 0.10	0.020 ± 0.002 0.50 ± 0.05	0.012 ± 0.004 0.30 ± 0.10	0.008 ± 0.004 0.20 ± 0.10	0.010 ± 0.006 0.25 ± 0.15	inches mm
RMCF0603 RMCP0603	1.88 2.04	0.061 ± 0.006 1.55 ± 0.15	0.031 ± 0.006 0.80 ± 0.15	0.018 ± 0.004 0.45 ± 0.10	0.012 ± 0.008 0.30 ± 0.20	0.012 ± 0.008 0.30 ± 0.20	inches mm
RMCF0805 RMCP0805	5.00 4.37	0.079 ± 0.008 2.00 ± 0.20	0.049 ± 0.004 1.25 ± 0.10	0.020 ± 0.006 0.50 ± 0.15	0.014 ± 0.010 0.35 ± 0.25	0.014 ± 0.010 0.35 ± 0.25	inches mm
RMCF1206 RMCP1206	8.86 8.95	0.126 ± 0.010 3.20 ± 0.25	0.063 ± 0.006 1.60 ± 0.15	0.022 ± 0.006 0.55 ± 0.15	0.020 ± 0.012 0.50 ± 0.30	0.020 ± 0.012 0.50 ± 0.30	inches mm
RMCF1210 RMCP1210	15.55 15.96	0.126 ± 0.010 3.20 ± 0.25	0.098 ± 0.010 2.50 ± 0.25	0.022 ± 0.006 0.55 ± 0.15	0.020 ± 0.012 0.50 ± 0.30	0.020 ± 0.012 0.50 ± 0.30	inches mm
RMCF2010 RMCP2010	23.56 24.24	0.197 ± 0.008 5.00 ± 0.20	0.098 ± 0.008 2.50 ± 0.20	0.022 ± 0.006 0.55 ± 0.15	0.024 ± 0.012 0.60 ± 0.30	0.024 ± 0.014 0.60 ± 0.35	inches mm
RMCF2512 RMCP2512	40.02 39.45	0.248 ± 0.008 6.30 ± 0.20	0.126 ± 0.010 3.20 ± 0.25	0.022 ± 0.006 0.55 ± 0.15	0.024 ± 0.012 0.60 ± 0.30	0.024 ± 0.014 0.60 ± 0.35	inches mm

# RMCF/RMCP Series

General Purpose Thick Film Standard Power and High Power Chip Resistor

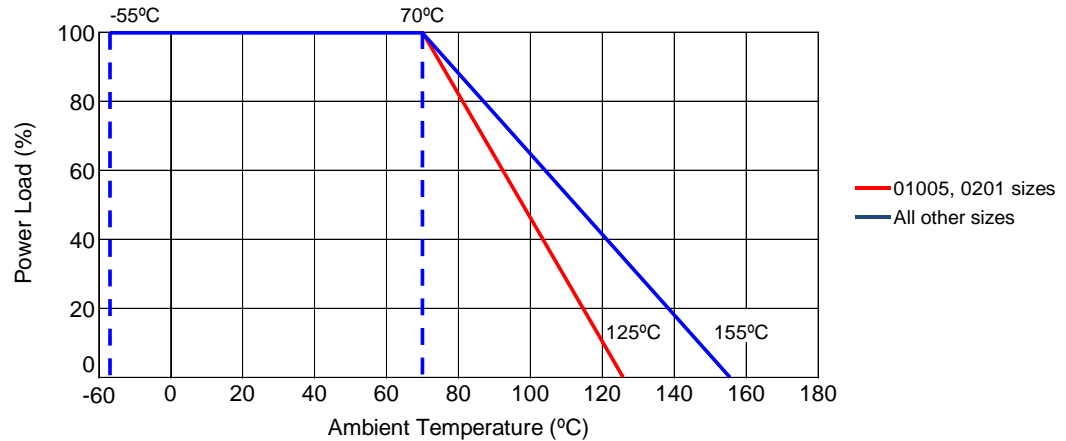
Stackpole Electronics, Inc.

Resistive Product Solutions

Performance Characteristics		
Test	Test Specifications	Test Conditions (JIS-C 5202)
Short Time Overload	$\pm(2\%+0.1\Omega)$	2.5x rated voltage for 5 seconds
Dielectric Withstanding Voltage	$\pm(1\%+0.05\Omega)$	100 VAC, 1 minute
Resistance to Soldering Heat	$\pm 1\%$	260°C $\pm 5^\circ\text{C}$ , for 10 sec. $\pm 0.5$ sec. (Solder Bath)
Solderability	95% coverage, minimum	235°C $\pm 5^\circ\text{C}$ , for 2 sec. $\pm 0.5$ sec. (Colophonium flux)
Temperature Cycle	$\pm(1\%+0.05\Omega)$ Jumper ( $<0.05\Omega$ )	-65°C: 30 min. 25°C: 2 to 3 min. 155°C: 30 min. 25°C: 2 to 3 min. (5 Cycles)
Endurance (Damp load)	$\pm(3\%+0.1\Omega)$ Jumper ( $<0.05\Omega$ )	40°C $\pm 2^\circ\text{C}$ , 90% RH, Rated Load 90 min. On, 30 min. Off for 1,000 hrs. -0hrs./+48hrs.
Endurance (Rated load)	$\pm(3\%+0.1\Omega)$ Jumper ( $<0.05\Omega$ )	70°C $\pm 2^\circ\text{C}$ , Rated Load 90 min. On, 30 min. Off for 1,000 hrs. -0hrs./+48hrs.
Voltage Coefficient	$\pm 100$ (ppm/V)	1/10 rated voltage for 3 sec. max. then rated voltage for 3 sec. max.
Robustness of Termination	$\pm(1\%+0.05 \text{ Ohm})$	Bend of 3mm for 5 $\pm 1$ sec.

Operating Temperature Range: -55°C to +125°C (0201 size)  
-55°C to +155°C (all others)

## Power Derating Curve:



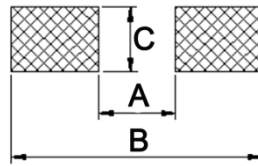
# RMCF/RMCP Series

General Purpose Thick Film Standard Power  
and High Power Chip Resistor

Stackpole Electronics, Inc.

Resistive Product Solutions

## Solder Land Pattern

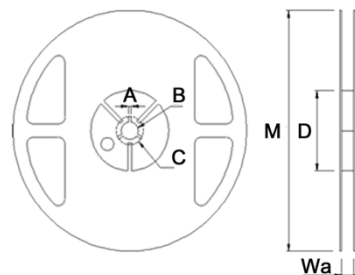


Type / Code	A	B	C	Unit
01005	0.008	0.020	0.008	inches
	0.20	0.50	0.20	mm
0201	0.012	0.039	0.016	inches
	0.30	1.00	0.40	mm
0402	0.020	0.059	0.024	inches
	0.50	1.50	0.60	mm
0603	0.031	0.083	0.035	inches
	0.80	2.10	0.90	mm
0805	0.047	0.118	0.051	inches
	1.20	3.00	1.30	mm
1206	0.087	0.165	0.063	inches
	2.20	4.20	1.60	mm
1210	0.087	0.165	0.110	inches
	2.20	4.20	2.80	mm
2010	0.138	0.240	0.110	inches
	3.50	6.10	2.80	mm
2512	0.150	0.315	0.138	inches
	3.80	8.00	3.50	mm

## Packaging (EIA Standard RS-481)

### Packaging Specifications

Nominal dimensions:  
Inches (mm)



Reel Type / Tape	Wa	M	A	B	C	D	Unit
7" reel for 8mm tape	0.354 ± 0.020	7.008 ± 0.079	0.079 ± 0.020	0.531 ± 0.020	0.827 ± 0.020	2.362 ± 0.039	inches
	9.00 ± 0.50	178.00 ± 2.00	2.00 ± 0.50	13.50 ± 0.50	21.00 ± 0.50	60.00 ± 1.00	mm
10" reel for 8mm tape	0.394 ± 0.020	10.000 ± 0.079	0.079 ± 0.020	0.531 ± 0.020	0.827 ± 0.020	3.937 ± 0.039	inches
	10.00 ± 0.50	254.00 ± 2.00	2.00 ± 0.50	13.50 ± 0.50	21.00 ± 0.50	100.00 ± 1.00	mm

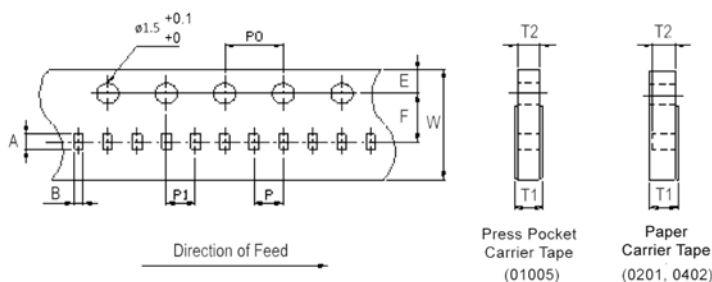
# RMCF/RMCP Series

General Purpose Thick Film Standard Power  
and High Power Chip Resistor

Stackpole Electronics, Inc.

Resistive Product Solutions

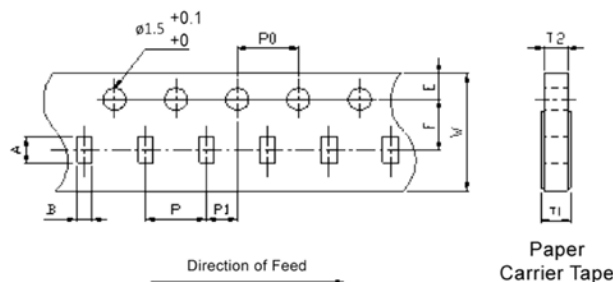
## Taping Specifications - 01005, 0201, 0402



Type	7" Reel Quantity	Typical Full Reel Weight (g)	Tape Width	A	B	W	E	F	Unit
RMCF01005	20,000	127.3 ± 12.0	0.315 8.00	0.018 ± 0.001 0.45 ± 0.02	0.010 ± 0.001 0.25 ± 0.02	0.315 ± 0.012 8.00 ± 0.30	0.069 ± 0.004 1.75 ± 0.10	0.138 ± 0.002 3.50 ± 0.05	inches mm
RMCF0201	10,000	97.2 ± 9.0	0.315 8.00	0.027 ± 0.002 0.68 ± 0.05	0.015 ± 0.001 0.38 ± 0.03	0.315 ± 0.004 8.00 ± 0.10	0.069 ± 0.004 1.75 ± 0.10	0.138 ± 0.002 3.50 ± 0.05	inches mm
RMCF0402	10,000	94.5 ± 9.0	0.315 8.00	0.045 ± 0.002 1.15 ± 0.05	0.026 ± 0.002 0.65 ± 0.05	0.315 ± 0.008 8.00 ± 0.20	0.069 ± 0.004 1.75 ± 0.10	0.138 ± 0.002 3.50 ± 0.05	inches mm

Type	T1	T2	P	P0	P1	Unit
RMCF01005	0.012 ± 0.001 0.31 ± 0.03	0.007 ± 0.001 0.17 ± 0.03	0.079 ± 0.002 2.00 ± 0.05	0.157 ± 0.002 4.00 ± 0.05	0.079 ± 0.002 2.00 ± 0.05	inches mm
RMCF0201	0.017 ± 0.004 0.42 ± 0.10	0.011 ± 0.001 0.28 ± 0.02	0.079 ± 0.002 2.00 ± 0.05	0.157 ± 0.002 4.00 ± 0.05	0.079 ± 0.002 2.00 ± 0.05	inches mm
RMCF0402	0.016 ± 0.008 0.40 ± 0.20	0.016 ± 0.002 0.40 ± 0.05	0.079 ± 0.004 2.00 ± 0.10	0.157 ± 0.002 4.00 ± 0.05	0.079 ± 0.002 2.00 ± 0.05	inches mm

## Taping Specifications - 0603, 0805, 1206, 1210



Type	7" Reel Quantity <sup>(1)</sup>	Typical Full Reel Weight (g)	Tape Width	A	B	W	E	F	Unit
RMCF0603	5000	118.3 ± 11.0	0.315 8.00	0.071 ± 0.004 1.80 ± 0.10	0.039 ± 0.004 1.00 ± 0.10	0.315 ± 0.008 8.00 ± 0.20	0.069 ± 0.004 1.75 ± 0.10	0.138 ± 0.002 3.50 ± 0.05	inches mm
RMCF0805	5000	139.2 ± 13.0	0.315 8.00	0.091 ± 0.004 2.30 ± 0.10	0.061 ± 0.004 1.55 ± 0.10	0.315 ± 0.008 8.00 ± 0.20	0.069 ± 0.004 1.75 ± 0.10	0.138 ± 0.002 3.50 ± 0.05	inches mm
RMCF1206	5000	151.4 ± 15.0	0.315 8.00	0.138 ± 0.008 3.50 ± 0.20	0.075 ± 0.008 1.90 ± 0.20	0.315 ± 0.008 8.00 ± 0.20	0.069 ± 0.004 1.75 ± 0.10	0.138 ± 0.002 3.50 ± 0.05	inches mm
RMCF1210	4000	175.7 ± 17.0	0.315 8.00	0.138 ± 0.008 3.50 ± 0.20	0.110 ± 0.008 2.80 ± 0.20	0.315 ± 0.008 8.00 ± 0.20	0.069 ± 0.004 1.75 ± 0.10	0.138 ± 0.002 3.50 ± 0.05	inches mm

Note (1): 10" and 13" reels are also available.

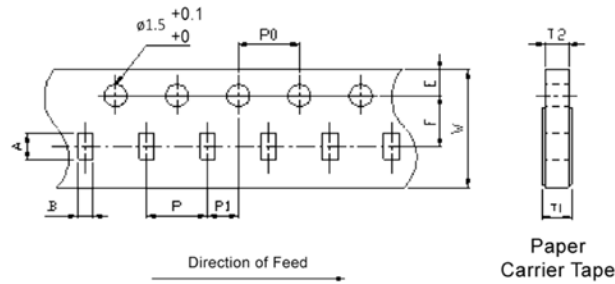
# RMCF/RMCP Series

General Purpose Thick Film Standard Power  
and High Power Chip Resistor

Stackpole Electronics, Inc.

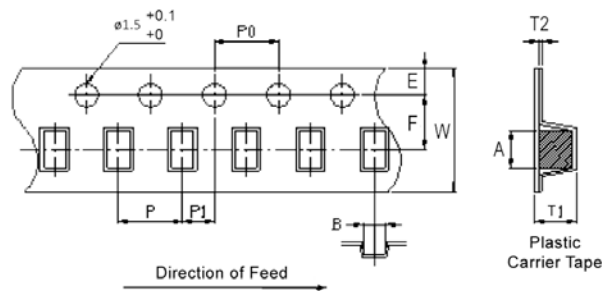
Resistive Product Solutions

## Taping Specifications - 0603, 0805, 1206, 1210 (cont.)



Type	T1	T2	P	P0	P1	Unit
RMCF0603	0.024 ± 0.008 0.60 ± 0.20	0.024 ± 0.004 0.60 ± 0.10	0.157 ± 0.004 4.00 ± 0.10	0.157 ± 0.002 4.00 ± 0.05	0.079 ± 0.002 2.00 ± 0.05	inches mm
RMCF0805	0.030 ± 0.008 0.75 ± 0.20	0.030 ± 0.004 0.75 ± 0.10	0.157 ± 0.004 4.00 ± 0.10	0.157 ± 0.002 4.00 ± 0.05	0.079 ± 0.002 2.00 ± 0.05	inches mm
RMCF1206	0.030 ± 0.008 0.75 ± 0.20	0.030 ± 0.004 0.75 ± 0.10	0.157 ± 0.004 4.00 ± 0.10	0.157 ± 0.002 4.00 ± 0.05	0.079 ± 0.002 2.00 ± 0.05	inches mm
RMCF1210	0.030 ± 0.008 0.75 ± 0.20	0.030 ± 0.004 0.75 ± 0.10	0.157 ± 0.004 4.00 ± 0.10	0.157 ± 0.002 4.00 ± 0.05	0.079 ± 0.002 2.00 ± 0.05	inches mm

## Taping Specifications (2010, 2512)



Type	7" Reel Quantity	Typical Full Reel Weight (g)	Tape Width	A	B	W	E	F	Unit
RMCF2010	4,000	183.1 ± 18.0	0.472 12.00	0.217 ± 0.008 5.50 ± 0.20	0.110 ± 0.008 2.80 ± 0.20	0.472 ± 0.008 12.00 ± 0.20	0.069 ± 0.004 1.75 ± 0.10	0.217 ± 0.002 5.50 ± 0.05	inches mm
RMCF2512	4,000	255.3 ± 25.0	0.472 12.00	0.264 ± 0.008 6.70 ± 0.20	0.134 ± 0.008 3.40 ± 0.20	0.472 ± 0.008 12.00 ± 0.20	0.069 ± 0.004 1.75 ± 0.10	0.217 ± 0.002 5.50 ± 0.05	inches mm

Type	T1	T2	P	P0	P1	Unit
RMCF2010	0.043 ± 0.006 1.10 ± 0.15	0.009 ± 0.006 0.23 ± 0.15	0.157 ± 0.004 4.00 ± 0.10	0.157 ± 0.002 4.00 ± 0.05	0.079 ± 0.002 2.00 ± 0.05	inches mm
RMCF2512	0.043 ± 0.006 1.10 ± 0.15	0.009 ± 0.006 0.23 ± 0.15	0.157 ± 0.004 4.00 ± 0.10	0.157 ± 0.002 4.00 ± 0.05	0.079 ± 0.002 2.00 ± 0.05	inches mm

Note: Plastic carrier tape used for 2010 and 2512 sizes.

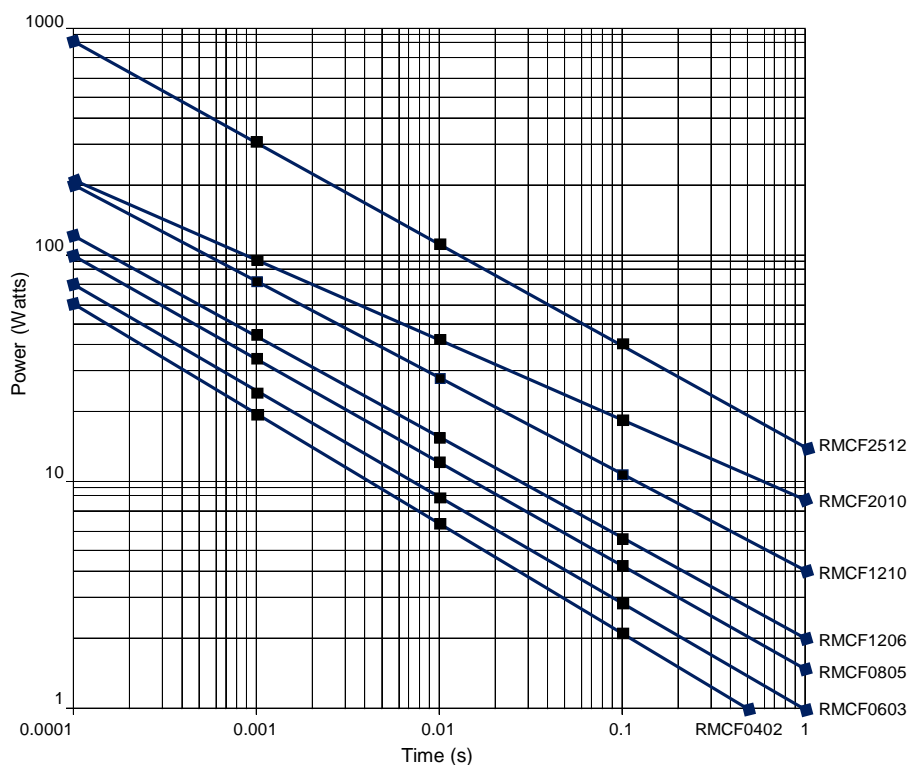
# RMCF/RMCP Series

General Purpose Thick Film Standard Power  
and High Power Chip Resistor

Stackpole Electronics, Inc.

Resistive Product Solutions

## Single Pulse Power



Size	Time (s)					Unit
	0.0001	0.001	0.01	0.1	1	
RMCF0402	60	18	6.3	2.2	0.7	Watts
RMCF0603	70	21.5	7.6	2.8	1	Watts
RMCF0805	94	34	12	4.4	1.6	Watts
RMCF1206	120	43	15	5.6	2	Watts
RMCF1210	240	86	31	11	4	Watts
RMCF2010	210	96	41	18	8	Watts
RMCF2512	800	300	110	42	16	Watts

The data provided are for reference only. They are typical performance for this product but are not guaranteed. The actual pulse handling of each individual resistor may vary depending on a variety of factors including resistance tolerance and resistance value. Stackpole Electronics, Inc. assumes no liability for the use of this information. Customers should validate the performance of these products in their applications. Contact Stackpole marketing to discuss specific pulse application requirements.

## Temperature Measurement of Resistor Surface

Description: The resistor surface generated temperature variation after applied rated voltage.

Products and power:

Stackpole P/N	RMCF0201	RMCF0402	RMCF0603	RMCF0805	RMCF1206	RMCF1210	RMCF2010	RMCF2512
R-V	15K	40.2K	57.6K	180K	182K	100K	100K	75K
Rated Power	1/20W	1/16W	1/10W	1/8W	1/4W	1/2W	3/4W	1W
Maximum Rated Voltage	25V	50V	75V	150V	200V	200V	200V	200V

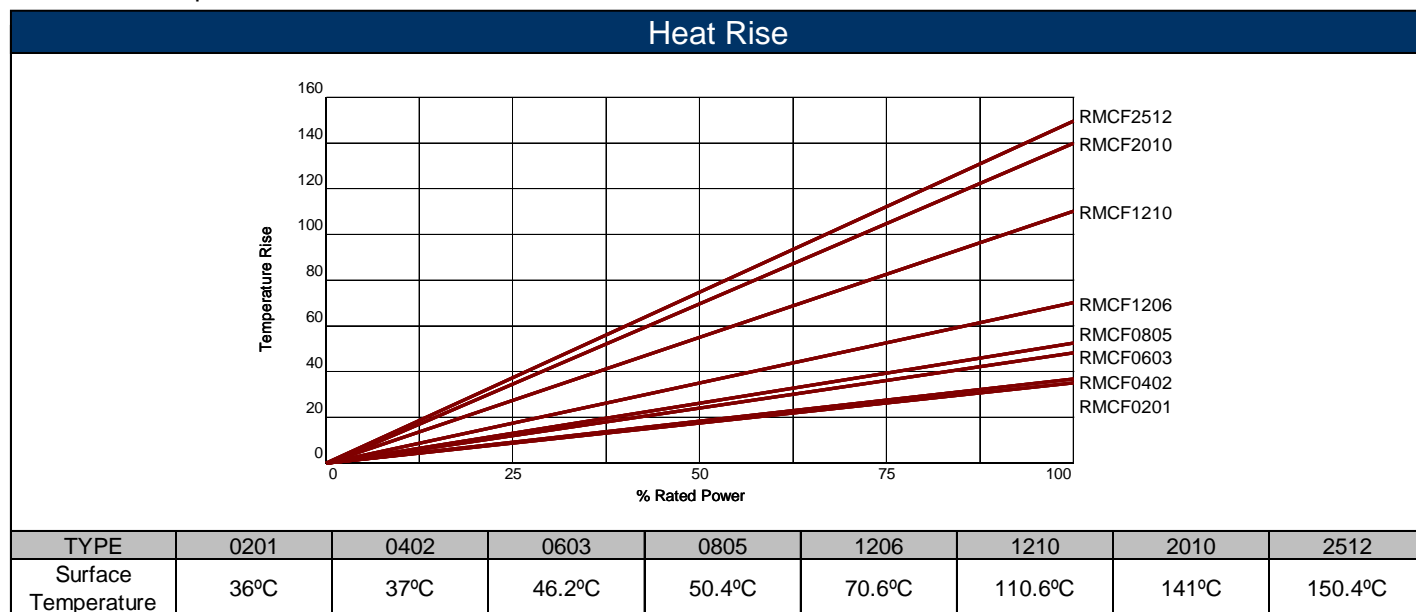
Test method: Measure component surface temperature directly after the temperature stabilizes.

# RMCF/RMCP Series

General Purpose Thick Film Standard Power and High Power Chip Resistor

Stackpole Electronics, Inc.  
Resistive Product Solutions

Test result: As per table below:



## Part Marking Specifications



**1% Marking**  
The nominal resistance is marked on the surface of the overcoating with the use of 4 digit markings. 0201 and 0402 are not marked.



**5% Marking**  
The nominal resistance is marked on the surface of the overcoating with the use of 3 digit markings. 0201 and 0402 are not marked.

For shared E24/E96 values, 1% tolerance product may be marked with three digit marking instead of the standard four digit marking for all other E96 values. All E24 values available in 1% tolerance are also marked with three digit marking.

## Mark Instructions for 0603 1% Chip Resistors (per EIA-J)

A two-digit number is assigned to each standard R-Value (E96) as shown in the chart below. This is followed by one alpha character which is used as a multiplier. Each letter from "Y" - "F" represents a specific multiplier as follows:

Y = 0.1	B = 100	E = 100,000
X = 1	C = 1,000	F = 1,000,000
A = 10	D = 10,000	



# RMCF/RMCP Series

General Purpose Thick Film Standard Power  
and High Power Chip Resistor

Stackpole Electronics, Inc.

Resistive Product Solutions

EXAMPLE:

Chip Marking	Explanation	Value
01B	01 means 10.0 and B = 100	10.0 x 100 = 1 K ohm
25C	25 means 17.8 and C = 1,000	17.8 x 1,000 = 17.8 K ohm
93D	93 means 90.9 and D = 10,000	90.9 x 10,000 = 909 K ohm

E96											
1%	#	1%	#	1%	#	1%	#	1%	#	1%	#
10.0	01	14.7	17	21.5	33	31.6	49	46.4	65	68.1	81
10.2	02	15.0	18	22.1	34	32.4	50	47.5	66	69.8	82
10.5	03	15.4	19	22.6	35	33.2	51	48.7	67	71.5	83
10.7	04	15.8	20	23.2	36	34.0	52	49.9	68	73.2	84
11.0	05	16.2	21	23.7	37	34.8	53	51.1	69	75.0	85
11.3	06	16.5	22	24.3	38	35.7	54	52.3	70	76.8	86
11.5	07	16.9	23	24.9	39	36.5	55	53.6	71	78.7	87
11.8	08	17.4	24	25.5	40	37.4	56	54.9	72	80.6	88
12.1	09	17.8	25	26.1	41	38.3	57	56.2	73	82.5	89
12.4	10	18.2	26	26.7	42	39.2	58	57.6	74	84.5	90
12.7	11	18.7	27	27.4	43	40.2	59	59.0	75	86.6	91
13.0	12	19.1	28	28.0	44	41.2	60	60.4	76	88.7	92
13.3	13	19.6	29	28.7	45	42.2	61	61.9	77	90.9	93
13.7	14	20.0	30	29.4	46	43.2	62	63.4	78	93.1	94
14.0	15	20.5	31	30.1	47	44.2	63	64.9	79	95.3	95
14.3	16	21.0	32	30.9	48	45.3	64	66.5	80	97.6	96

## RoHS Compliance

Stackpole Electronics has joined the worldwide effort to reduce the amount of lead in electronic components and to meet the various regulatory requirements now prevalent, such as the European Union's directive regarding "Restrictions on Hazardous Substances" (RoHS 2). As part of this ongoing program, we periodically update this document with the status regarding the availability of our compliant components. All our standard part numbers are compliant to EU Directive 2011/65/EU of the European Parliament.

RoHS Compliance Status						
Standard Product Series	Description	Package / Termination Type	Standard Series RoHS Compliant	Lead-Free Termination Composition	Lead-Free Mfg. Effective Date (Std Product Series)	Lead-Free Effective Date Code (YY/WW)
RMCF	General Purpose Thick Film Surface Mount Chip Resistor	SMD	YES(1)	100% Matte Sn over Ni	Jan-04 (Japan) Jan-05 (Taiwan, China)	04/01 05/01
RMCP	General Purpose High Power Thick Film Chip Resistor	SMD	YES(1)	100% Matte Sn over Ni	Always	Always

Note (1): RoHS Compliant by means of exemption 7c-l.

# RMCF/RMCP Series

General Purpose Thick Film Standard Power and High Power Chip Resistor

Stackpole Electronics, Inc.

Resistive Product Solutions

## “Conflict Metals” Commitment

We at Stackpole electronics, Inc. are joined with our industry in opposing the use of metals mined in the “conflict region” of the Easter Democratic Republic of the Congo (DRC) in our products. Recognizing that the supply chain for metals used in the electronics industry is very complex, we work closely with our own suppliers to verify to the extent possible that the materials and products we supply do not contain metals sourced from this conflict region. As such, we are in compliance with the requirements of Dodd-Frank Act regarding Conflict Minerals.

## Compliance to “REACH”

We certify that all passive components supplied by Stackpole Electronics, Inc. are SVHC (Substances of Very High Concern) free and compliant with the requirements of EU Directive 1907/2006/EC, “The Registration, Evaluation, Authorization and Restriction of Chemicals”, otherwise referred to as REACH. Contact us for complete list of REACH Substance Candidate List.

## Environmental Policy

It is the policy of Stackpole Electronics, Inc. (SEI) to protect the environment in all localities in which we operate. We continually strive to improve our effect on the environment. We observe all applicable laws and regulations regarding the protection of our environment and all requests related to the environment to which we have agreed. We are committed to the prevention of all forms of pollution.

### How to Order - RMCF

1	2	3	4	5	6	7	8	9	10	11	12	13	14
R	M	C	F	0	6	0	3	J	T	4	K	7	0

Product Series		Size	Power	Tolerance			Packaging				Resistance Value
RMCF	Thick Film Chip Resistors	01005	0.03W	Code	Tol	Value	T	7" Reel - Paper Tape	01005	20,000	Four characters with the multiplier used as the decimal holder. 0.1 ohm = R100 4.70 ohm = 4R70 10.0 Kohm = 10K0 1 Mohm = 1M00 Zero ohm jumper = 0R00
		0201	0.05W	F	1%	E96, E24			0201, 0402	10,000	
		0402	0.063W	J	5%	E24			0603, 0805, 1206	5,000	
		0603	0.1W	Z	Jumper				1210	4,000	
		0805	0.125W				7" Reel - Plastic Tape	2010, 2512	4,000		
		1206	0.25W				G	10" Reel - Paper Tape	0603, 0805, 1206	10,000	
		1210	0.33W(*)				B	Bulk	0603, 0805, 1206	1,000	
		2010	0.75W								
		2512	1W								

(\*) Power rating is 0.5W for Ohmic values below 1KΩ

### How to Order - RMCP

1	2	3	4	5	6	7	8	9	10	11	12	13	14
R	M	C	P	0	6	0	3	J	T	4	K	7	0

Product Series		Size	Power Rating	Tolerance			Packaging				Resistance Value
RMCP	High Power	0201	0.063W	Code	Tol	Value	T	7" Reel Paper Tape	0201, 0402	10,000	Four characters with the multiplier used as the decimal holder. 1 ohm = 1R00 10 Kohm = 10K0 1 Mohm = 1M00
		0402	0.125W	F	1%	E96, E24			0603, 0805	5,000	
		0603	0.25W	J	5%	E24			1206, 1210		
		0805	0.33W	Z	Jumper				2010, 2512	4,000	
		1206	0.33W				G	10" Reel Paper Tape	0603, 0805	10,000	
		1210	0.5W								
		2010	1W								
		2512	2W								