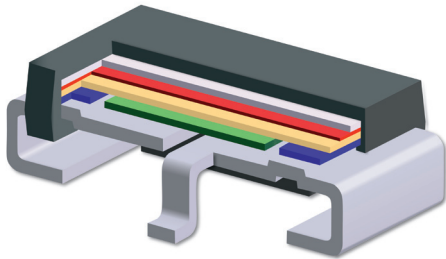




ISA-PLAN® // PRECISION RESISTORS

SMV-PW // Size 4723

ESCC 4001 qualified



Features

- 3 W permanent power at 80 °C
- Continuous current load up to 30 A (3.3 mOhm)
- High pulse power rating
- Reflow, infrared and wave soldering
- SnPb tinned contacts
- Detail specification ESCC 4001/028

Applications

- Space
- Military
- Aerospace

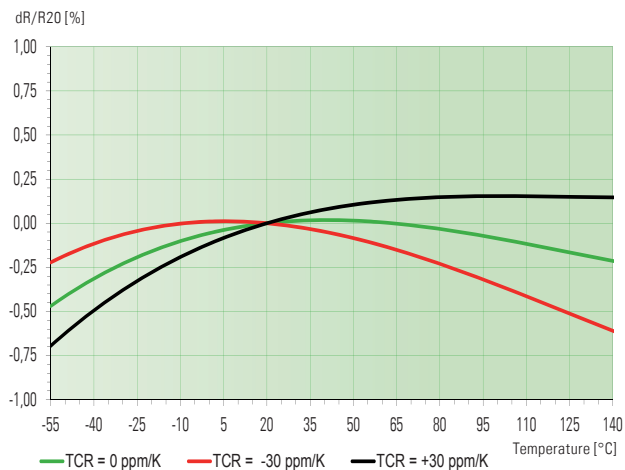


Technical data

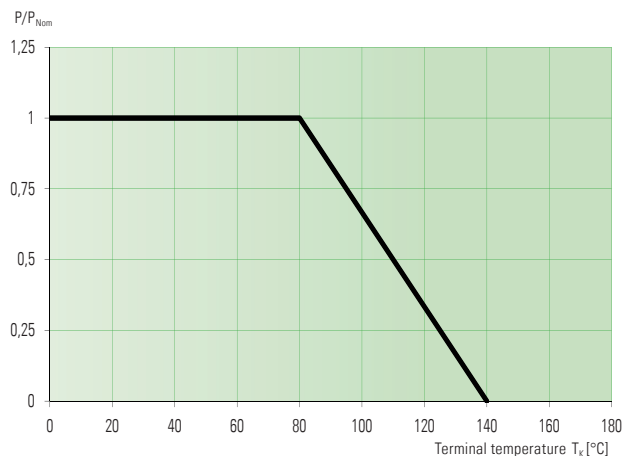
Resistance values	Ohm	0.0033 to 1 *
Tolerance	%	0.5 / 1 *
Temperature coefficient (20-60 °C)	ppm/K	≤50ppm/K <i>for</i> ≤10 mΩ ≤30ppm/K <i>for</i> >10 mΩ
Applicable temperature range	°C	-55 to +140
Load capacity	W	3
Internal heat resistance (R _{thi})	K/W	<20
Dielectric withstanding voltage	V AC/DC	1000
Stability (Nominal load) deviation after 2000h, T _K = Terminal temperature		<0.2% (T _K =80 °C)

* For detailed information see table on page 2

Temperature dependence of the electrical resistance of MANGANIN® resistors, TK ±30 ppm



Power derating curve





SMV-PW // Size 4723

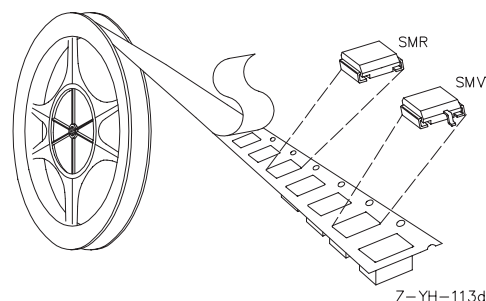
Recommended solder profile

Reflow-, IR- and wave-soldering

Temperature	°C	260	255	217
Time	sec	peak	40	90

Tape and reel information

Specification	DIN EN 60286-3		
Tape width	mm	24	
Reel size	inch	13	
Parts per reel	pcs	1500	
Packaging weight	g	494	



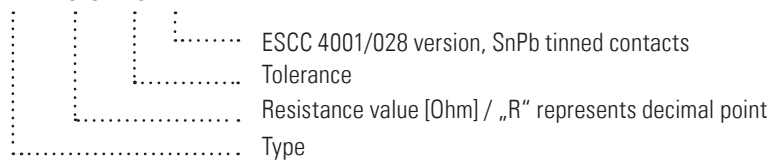
Available standard resistance values and tolerances

Resistance values	Tolerance	
	0.5	1.0
R0033		✓
R0039		✓
R005		✓
R0068		✓
R010	✓	✓
R015	✓	✓
R018	✓	✓
R020	✓	✓
R022	✓	✓
R027	✓	
R033	✓	✓
R039	✓	✓
R047	✓	✓
R050		✓
R056	✓	✓
R068	✓	✓
R082	✓	
R100	✓	✓
R120		✓
R150		✓
R180	✓	✓
R200		✓
R220	✓	✓
R270		✓
R330		✓
R470	✓	✓
R560	✓	
R680	✓	✓
1R00	✓	✓

✓ = available

Ordering code

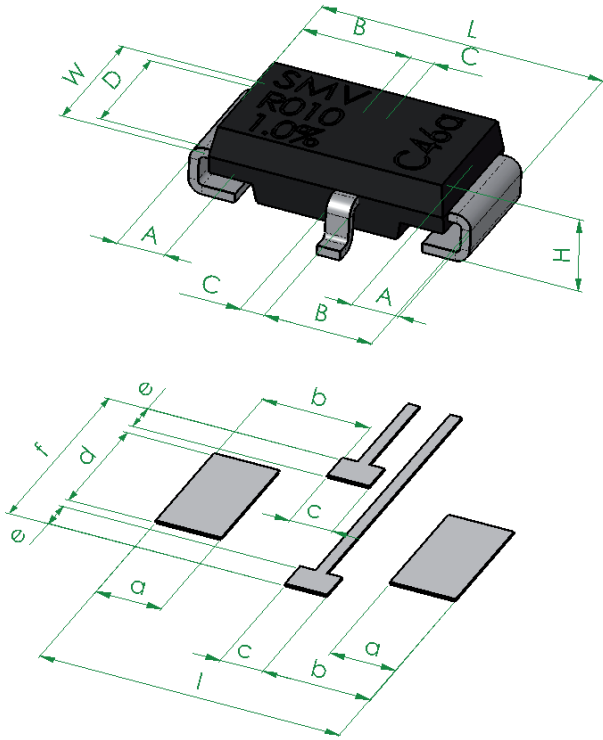
SMV - R010 - 1.0 - PW



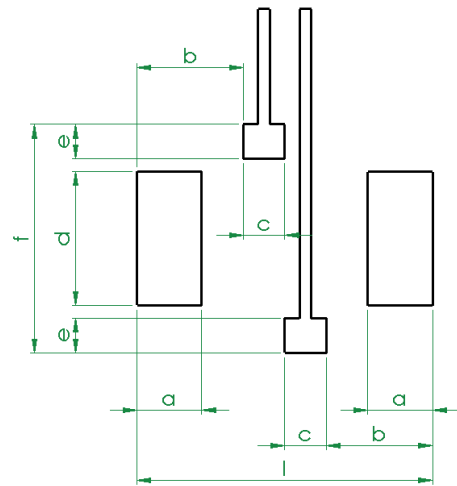


SMV-PW // Size 4723

Mechanical dimensions [mm]



Pcb-layout proposal (Reflow-soldering) [mm]



type:	L	W	H	A	B	C	D
SMV	12.0 +0.3/-0.1	6.0 +0.6/-0.1	3.4 +0.2/-0.1	2.0 ±0.5	4.6 ±0.3	1.0 +0.3/-0.2	5.0 +0.3/-0.1

solder pad type:	l	a	b	c	d	e	f
SMV	12.8	2.8	4.6	1.8	5.8	1.5	9.9

Disclaimer // All products, product specifications and data are subject to change without notice.

The product specifications do not expand or otherwise modify Isabellenhütte's terms and conditions of sale, including but not limited to, the warranty expressed therein. Isabellenhütte makes no warranty, representation or guarantee other than as set forth in its terms and conditions of sale.

Information provided in datasheets and/or specifications may vary from actual results in different applications. Any statements made by Isabellenhütte regarding the suitability of products for certain types of applications are based on its knowledge of typical requirements that are often placed on its products. It is the customer's responsibility to validate that a particular product with the properties described in the product specification is suitable for use in the application intended.

No license, express or implied, or otherwise, to any intellectual property rights is granted by this document.

Any and all liability arising out of the application or use of any product shall be as set forth in Isabellenhütte's terms and conditions of sale.

