




ISA-WELD® // PRECISION RESISTORS



BVZ // Size 4026



Features

- Heavy copper connectors
- Excellent long-term stability
- Ideal suited for mounting on DBC / IMS substrate
- Max. solder temperature up to 350 °C / 20 min. (with hydrogen under vacuum)
- RoHS 2011/65/EU compliant



Applications

- Current sensor for power hybrid applications
- High current applications for the automotive market
- Frequency converters
- Power modules

Technical data

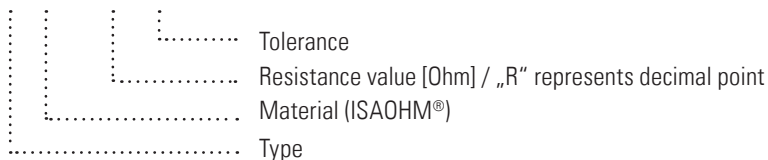
Resistance values	mOhm	0.525 / 0.77 / 1 / 1.5 / 2.4 / 3
Tolerance	%	1 / 2 / 5
Applicable temperature range	°C	-55 to +170
Power rating P_{100 °C}	W	up to 5
Power rating P_{70 °C}	W	up to 9
Max. temperature of resistance material	°C	250
Inductance	nH	<3
Stability (at rated power) deviation after 2000h, T _k = Terminal temperature		<0.5 % (T _k =100 °C) <1.0 % (T _k =130 °C)

Type	Value [mΩ]	R _{thi} [K/W]	TCR [ppm/K]	P _{100 °C} [W]	P _{70 °C} [W]
BVZ-Z-R000525	0.525	8	<320	5	9
BVZ-M-R00077	0.77	12	<230	5	7
BVZ-I-R001	1.0	8	<150	4	6
BVZ-I-R0015	1.5	12	<110	4	6
BVZ-I-R0024	2.4	20	<60	3	5
BVZ-I-R003	3.0	21	<60	3	5

Material type: I=ISAOHM®, M=MANGANIN®, Z=ZERANIN®

Ordering code

BVZ - I - R0024 - 1.0





BVZ // Size 4026

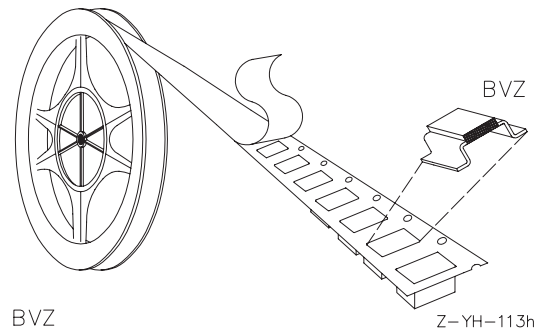
Recommended solder profile

Reflow-, IR-soldering

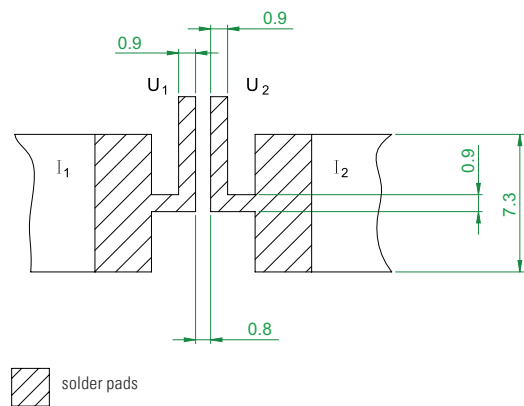
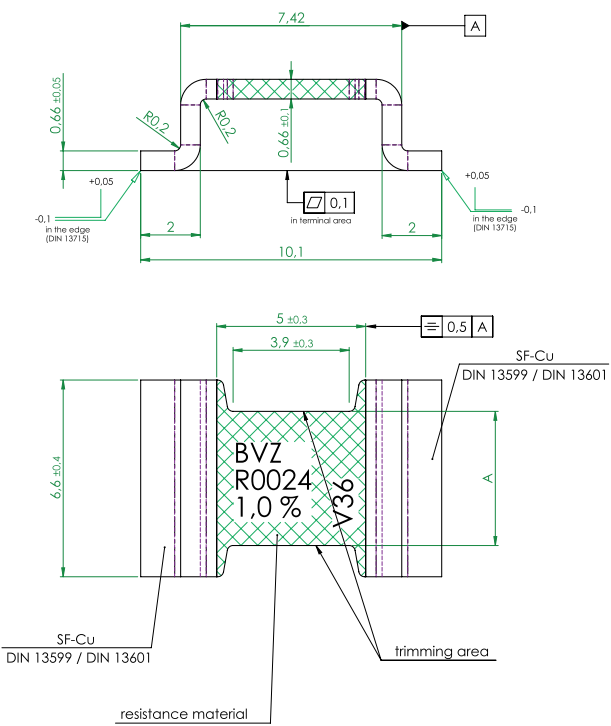
Temperature	°C	260	255	217
Time	sec	peak	40	90

Tape and reel information

Specification	DIN EN 60286-3		
Tape width	mm	24	
Reel size	inch	13	
Parts per reel	pcs	1400	
Packaging weight	g	576	



Mechanical dimensions and pcb-layout proposal (Reflow-soldering) [mm]



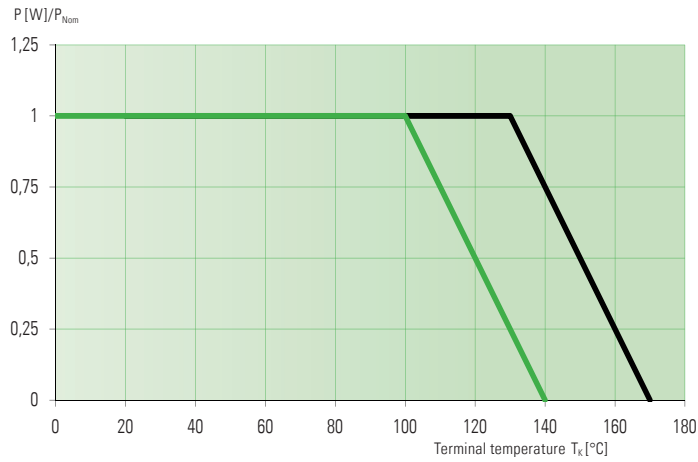
Z-DV-261



BVZ // Size 4026

Power derating curve at 100 °C

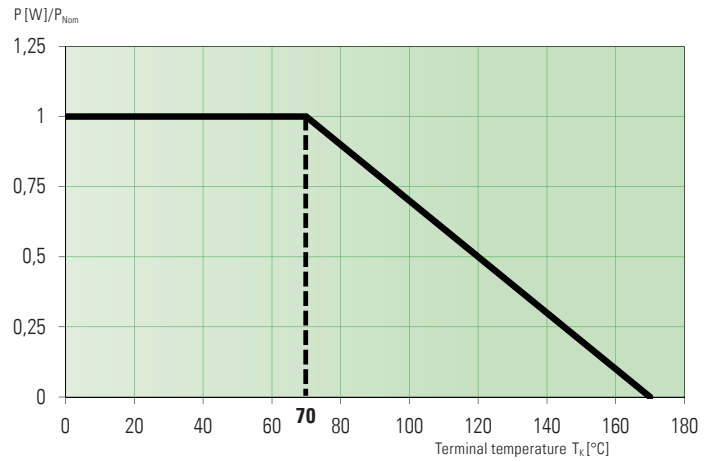
Example: BVZ-Z-R000525



— Stability < 1.0% (in covered condition)
 — Stability < 0.5%

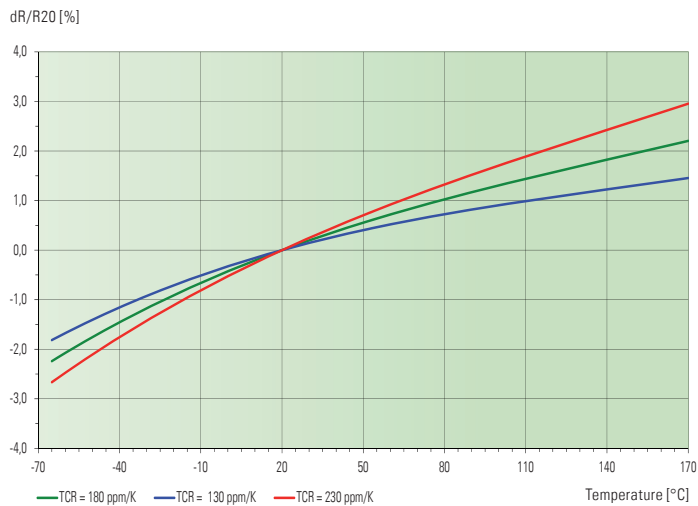
Power derating curve at 70 °C

Example: BVZ-I-R001

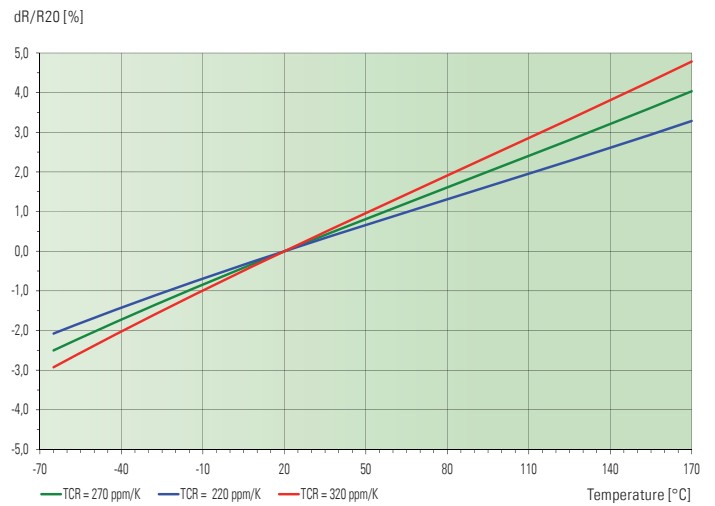


— Stability < 1.0% (in covered condition)

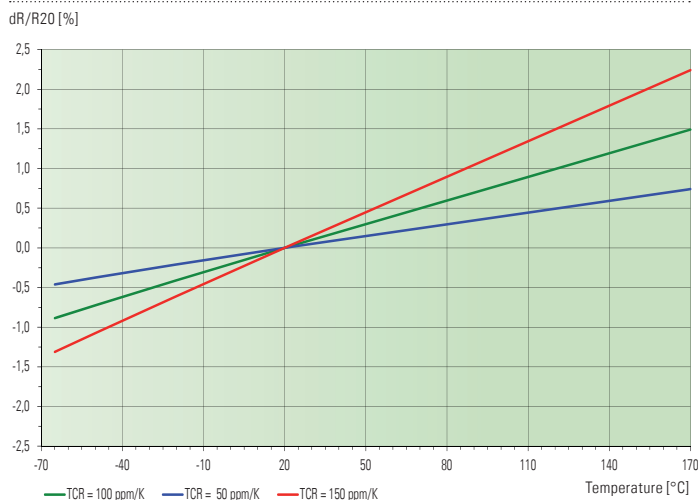
Temperature dependence of the electrical resistance of MANGANIN® resistors



Temperature dependence of the electrical resistance of ZERANIN® resistors

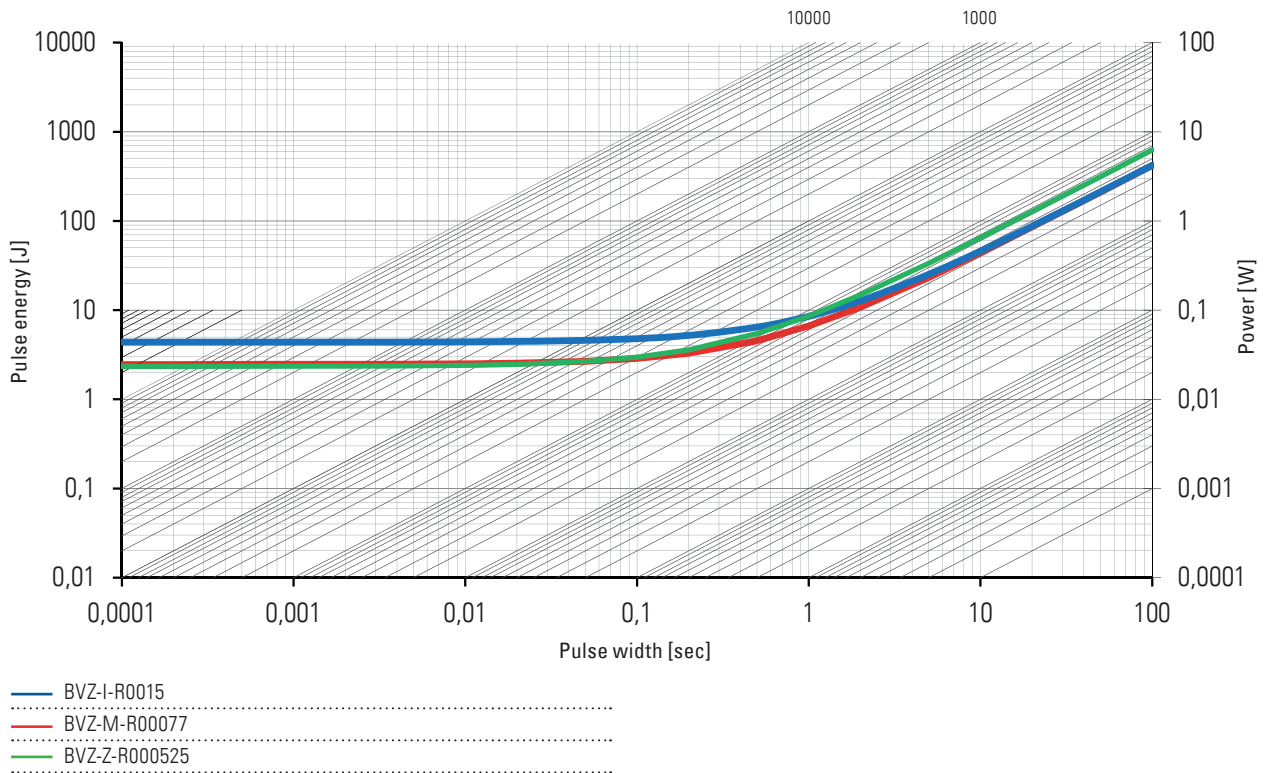


Temperature dependence of the electrical resistance of ISAOHM® resistors





Maximum pulse energy respectively pulse power for permanent operation



Specification

Parameters	Test conditions	Specified values
Temperature Cycling	2000 cycles (-55 °C to +150 °C)	±0.5 %
Low Temperature Storage and Operation	-65 °C for 250 h	±0.1 %
Resistance to Soldering Heat	260 °C for 10 sec / 8h steam aging	n.a.
Moisture Resistance	MIL-STD-202 method 106	±0.1 %
Mechanical Shock	100 g, 6 ms half sine	±0.2 %
Vibration, High Frequency	20 g, 10-2000 Hz	±0.2 %
Operational Life	2000 h, T _K max at nominal load	±1.0 %, T _K = 130 °C
High Temperature Exposure	2000 h / 170 °C	±1.0 % (in covered condition)*
Bias Humidity	+85 °C, 85 r.F., 1000 h	±0.5 %

* for MANGANIN® and ZERANIN®30

Disclaimer // All products, product specifications and data are subject to change without notice. The product specifications do not expand or otherwise modify Isabellenhütte's terms and conditions of sale, including but not limited to, the warranty expressed therein. Isabellenhütte makes no warranty, representation or guarantee other than as set forth in its terms and conditions of sale. Information provided in datasheets and/or specifications may vary from actual results in different applications. Any statements made by Isabellenhütte regarding the suitability of products for certain types of applications are based on its knowledge of typical requirements that are often placed on its products. It is the customer's responsibility to validate that a particular product with the properties described in the product specification is suitable for use in the application intended. No license, express or implied, or otherwise, to any intellectual property rights is granted by this document. Any and all liability arising out of the application or use of any product shall be as set forth in Isabellenhütte's terms and conditions of sale.

