

# Chip Ferrite Beads

## Features

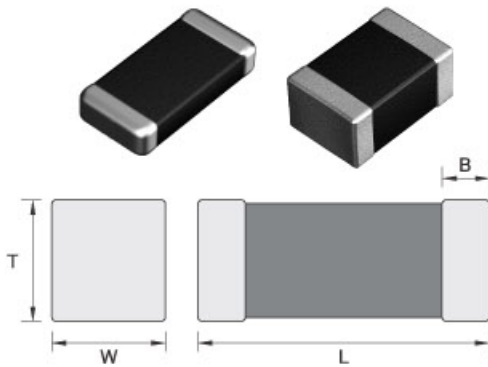
1. Good Reliability(Monolithic Structure)
2. High Impedance Characteristics
3. Flow/Reflow Solder Application

## Applications

1. Computer and its Peripherals
2. I/O Port, DC Power Lines, Signal Lines
3. Digital TV/VCR
4. OA Electronic Equipment

## Shape & Dimensions

(Unit : mm)



Model	L	W	T	B
CB1005	1.0±0.1	0.5±0.1	0.5±0.1	0.25±0.1
CB1608	1.6±0.15	0.8±0.15	0.8±0.15	0.3±0.2
CB2012	2.0±0.2	1.25±0.2	0.85±0.2 1.25±0.2	0.5±0.3
CB3216	3.2±0.2	1.6±0.2	1.1±0.2	0.5±0.3
CB2520	2.5±0.2	2.0±0.2	1.0 Max.	0.5±0.3
CB3225	3.2±0.2	2.5±0.2	1.0 Max.	0.5±0.3

## How to Order(Product Identification)

### CB 1608 G A 102 T



#### 1 Series Code

CB : Chip Ferrite Beads

#### 2 Dimension Code

The first two digits : Length(mm)  
The last two digits : Width(mm)

#### 3 Application Code

G : Signal Line  
P : High Power Line  
U : Ultra High Power Line

#### 4 Material Code

A : General Frequency  
K : Medium Frequency  
M : High Frequency

#### 5 Impedance Value Code

The first two digits are significant  
The last digit is the number  
of zeros following

#### 6 Packaging Code

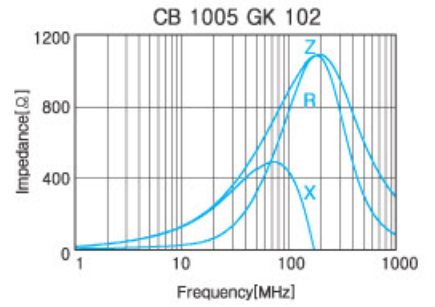
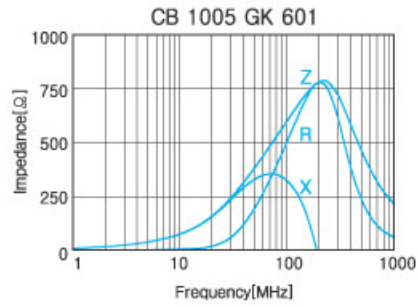
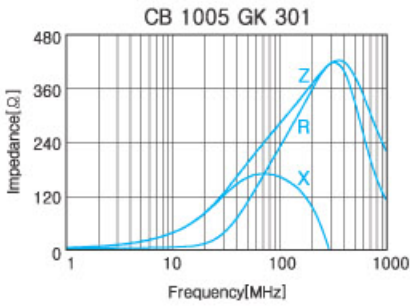
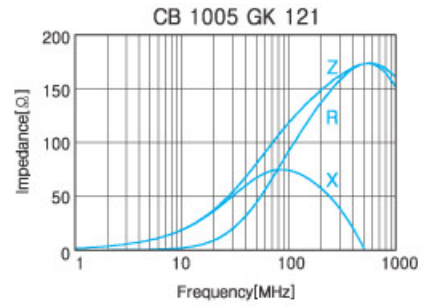
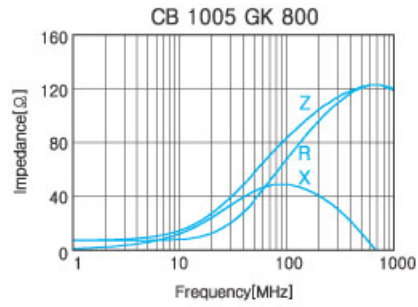
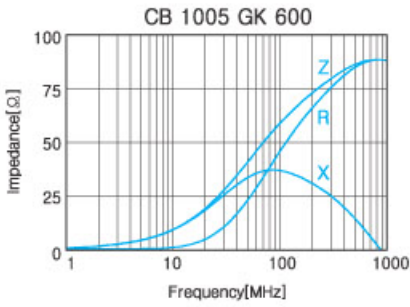
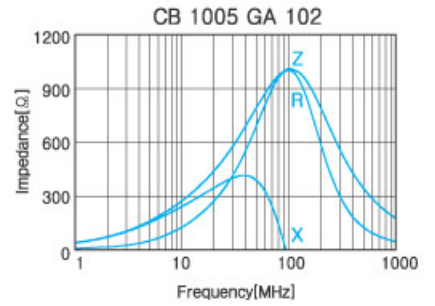
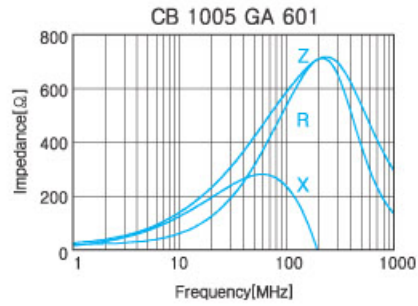
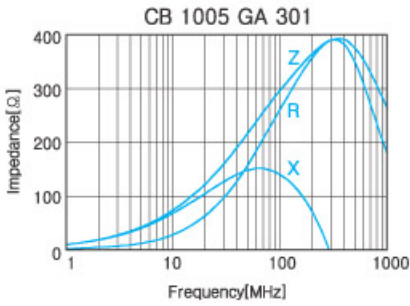
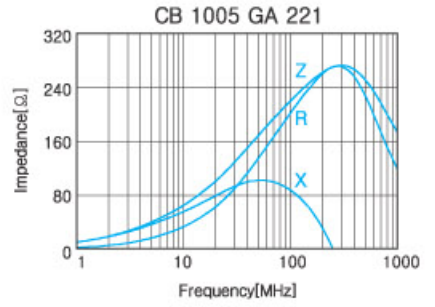
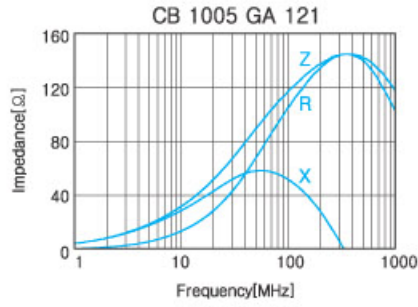
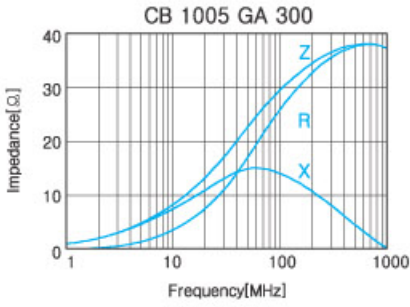
T : Reel Paper Packaging  
E : Reel Embossed Tape Packaging  
B : Bulk Packaging

## Specifications

### CB 1005 Series

Part No.	Impedance( $\Omega$ )	DC Resistance( $\Omega$ ) Max.	Rated Current(mA) Max.	Test Frequency(MHz)
CB1005GA100	10 $\pm$ 25%	0.10	300	100
CB1005GA300	30 $\pm$ 25%	0.20	300	
CB1005GA400	40 $\pm$ 25%	0.20	300	
CB1005GA600	60 $\pm$ 25%	0.40	200	
CB1005GA121	120 $\pm$ 25%	0.50	200	
CB1005GA221	220 $\pm$ 25%	0.70	100	
CB1005GA301	301 $\pm$ 25%	0.70	100	
CB1005GA601	600 $\pm$ 25%	1.10	50	
CB1005GA102	1000 $\pm$ 25%	1.50	50	
CB1005GK300	30 $\pm$ 25%	0.30	300	
CB1005GK400	40 $\pm$ 25%	0.20	300	
CB1005GK600	60 $\pm$ 25%	0.25	300	
CB1005GK800	80 $\pm$ 25%	0.30	200	
CB1005GK121	120 $\pm$ 25%	0.30	200	
CB1005GK221	220 $\pm$ 25%	0.40	200	
CB1005GK301	301 $\pm$ 25%	0.50	100	
CB1005GK471	470 $\pm$ 25%	0.60	100	
CB1005GK601	600 $\pm$ 25%	0.80	80	
CB1005GK102	1000 $\pm$ 25%	1.50	50	
CB1005GM300	30 $\pm$ 25%	0.15	200	
CB1005GM600	60 $\pm$ 25%	0.30	200	
CB1005GM121	120 $\pm$ 25%	0.40	150	
CB1005GM221	220 $\pm$ 25%	0.60	100	
CB1005GM301	300 $\pm$ 25%	0.80	50	
CB1005GM471	470 $\pm$ 25%	1.0	50	
CB1005GM601	600 $\pm$ 25%	1.0	50	

# Electrical Characteristics

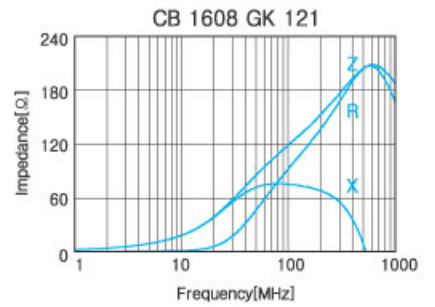
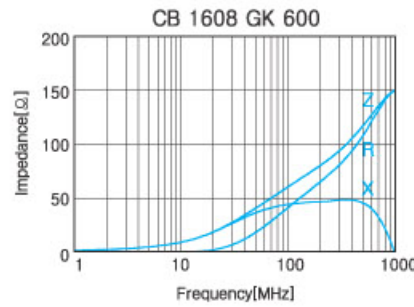
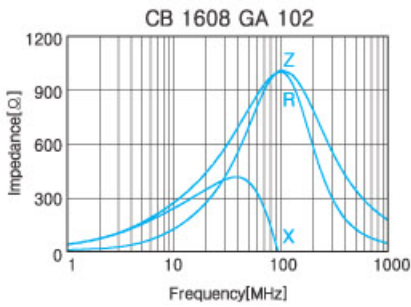
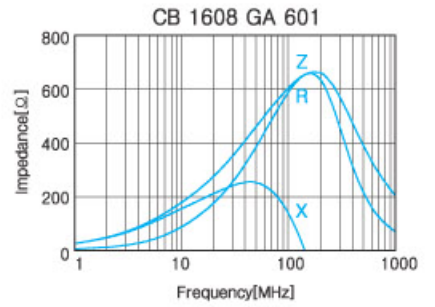
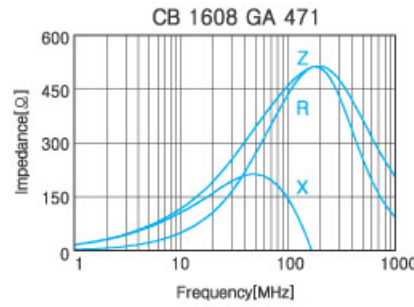
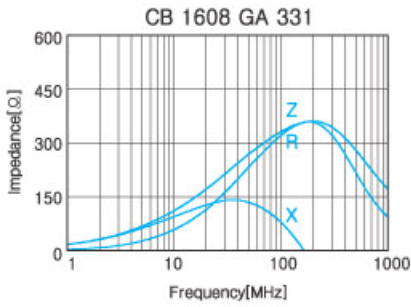
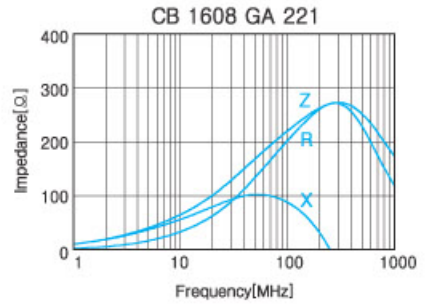
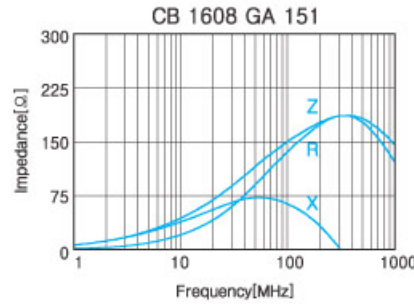
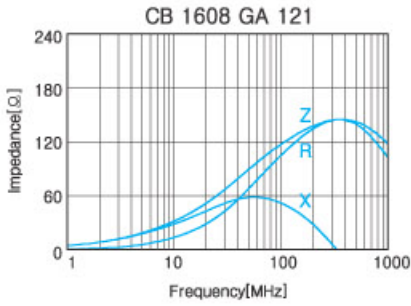
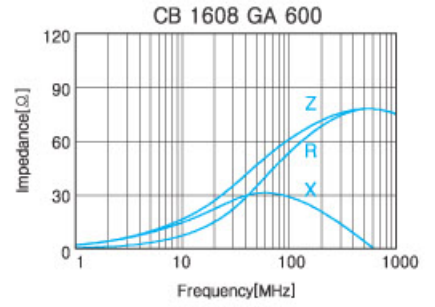
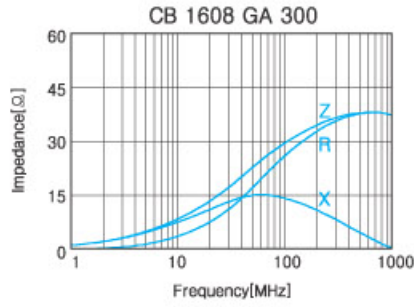
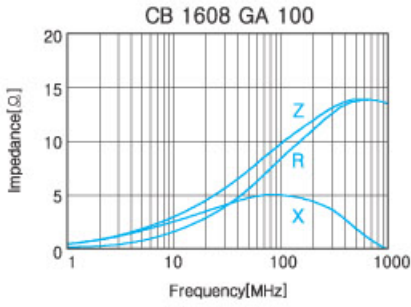


## Specifications

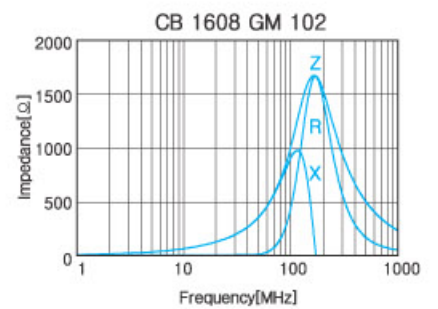
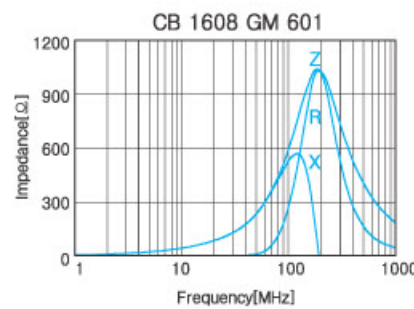
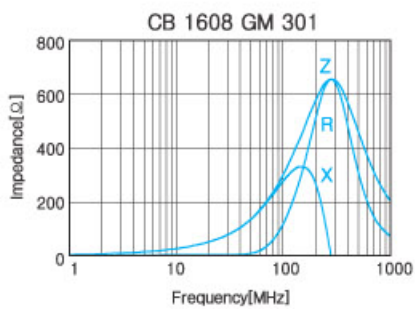
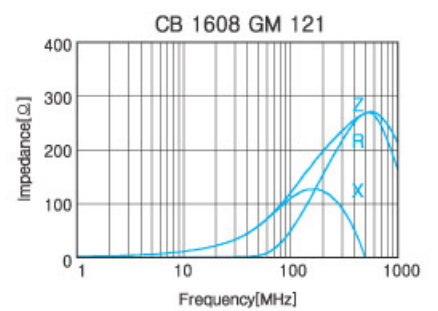
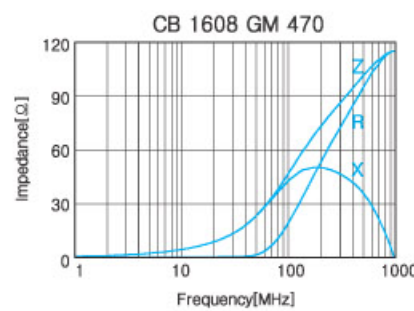
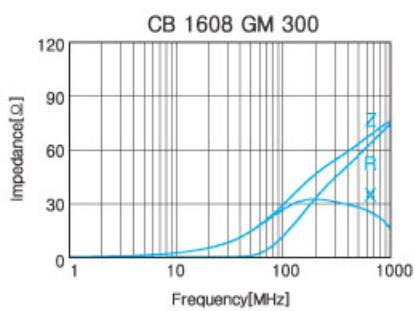
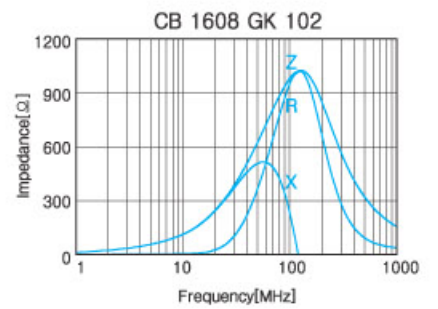
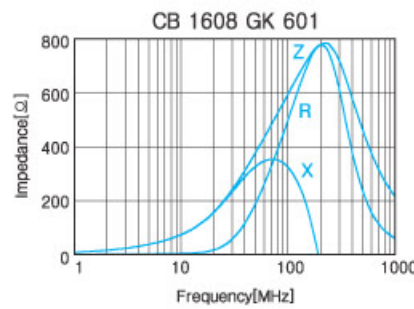
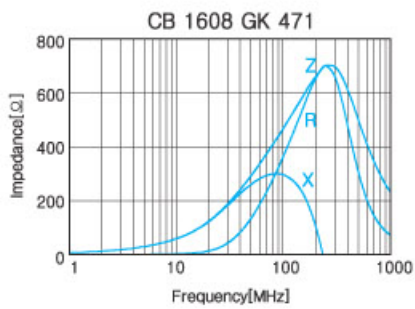
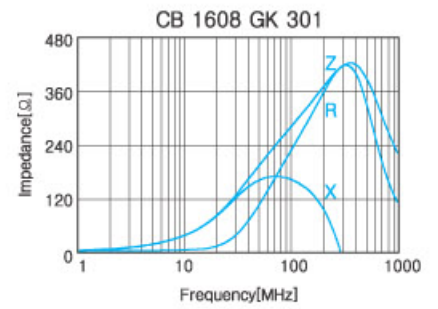
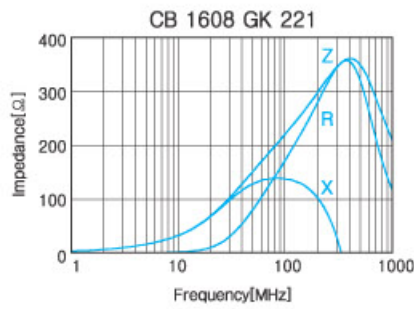
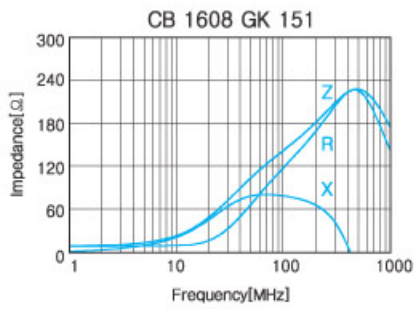
### CB 1608 Series

Part No.	Impedance( $\Omega$ )	DC Resistance( $\Omega$ ) Max.	Rated Current(mA) Max.	Test Frequency(MHz)
CB1608GA100	10 $\pm$ 25%	0.05	500	100
CB1608GA300	30 $\pm$ 25%	0.08	500	
CB1608GA600	60 $\pm$ 25%	0.15	200	
CB1608GA121	120 $\pm$ 25%	0.20	200	
CB1608GA151	150 $\pm$ 25%	0.25	200	
CB1608GA221	220 $\pm$ 25%	0.30	200	
CB1608GA331	330 $\pm$ 25%	0.45	200	
CB1608GA471	470 $\pm$ 25%	0.50	200	
CB1608GA601	600 $\pm$ 25%	0.50	200	
CB1608GA102	1000 $\pm$ 25%	0.70	100	
CB1608GK600	60 $\pm$ 25%	0.20	700	
CB1608GK121	120 $\pm$ 25%	0.25	600	
CB1608GK151	150 $\pm$ 25%	0.25	600	
CB1608GK221	220 $\pm$ 25%	0.30	550	
CB1608GK471	470 $\pm$ 25%	0.45	350	
CB1608GK601	600 $\pm$ 25%	0.50	350	
CB1608GK102	1000 $\pm$ 25%	0.70	200	
CB1608GK202	2000 $\pm$ 25%	1.20	150	
CB1608GM300	30 $\pm$ 25%	0.06	200	
CB1608GM470	47 $\pm$ 25%	0.08	200	
CB1608GM121	120 $\pm$ 25%	0.12	200	
CB1608GM221	220 $\pm$ 25%	0.20	200	
CB1608GM301	300 $\pm$ 25%	0.30	200	
CB1608GM471	470 $\pm$ 25%	0.40	200	
CB1608GM601	600 $\pm$ 25%	0.40	200	
CB1608GM102	1000 $\pm$ 25%	0.60	150	

# Electrical Characteristics



## Electrical Characteristics

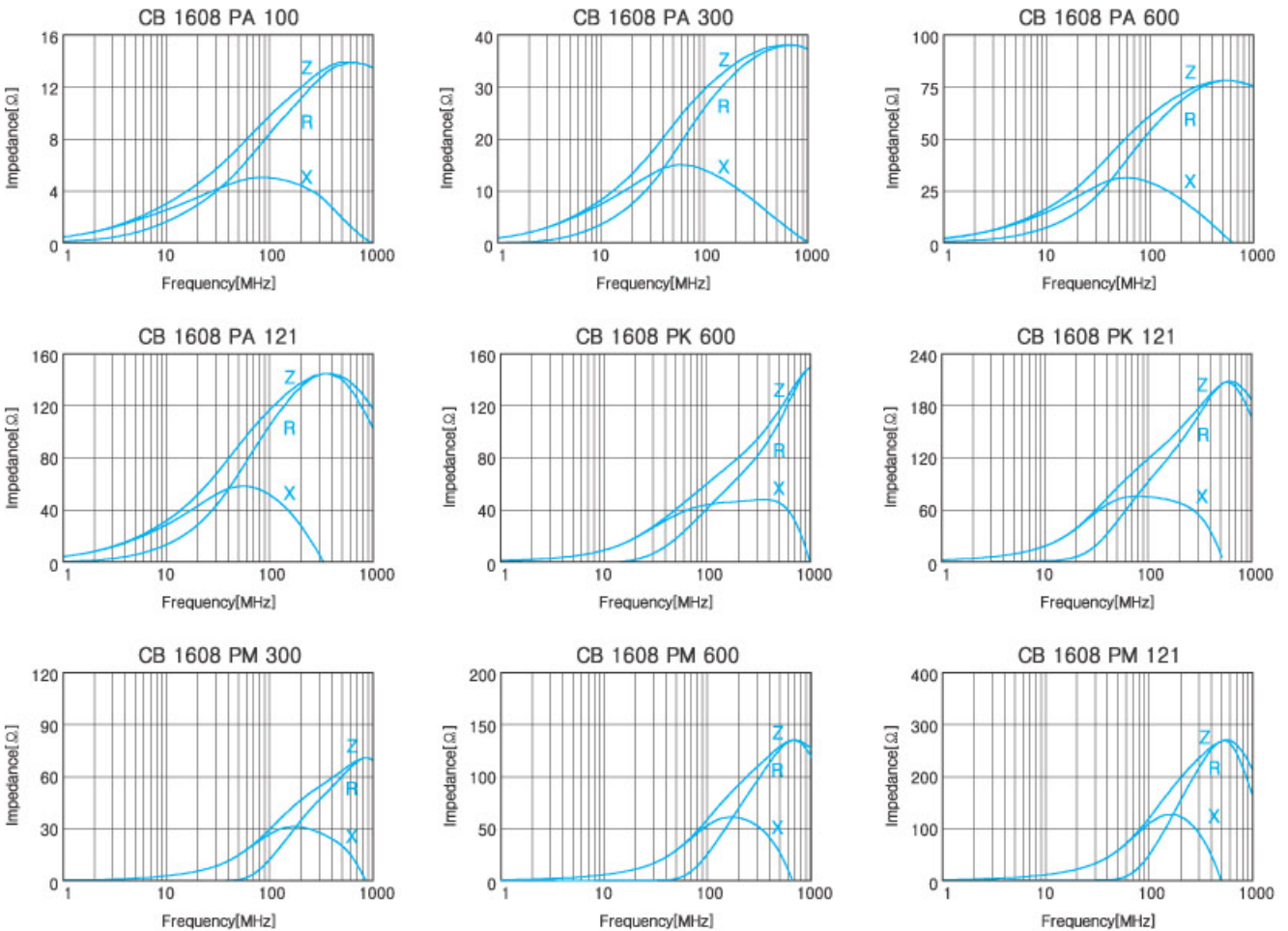


# Specifications

## CB 1608 Series

Part No.	Impedance( $\Omega$ )	DC Resistance( $\Omega$ ) Max.	Rated Current(mA) Max.	Test Frequency(MHz)
CB1608PA100	10 $\pm$ 25%	0.05	2000	100
CB1608PA300	30 $\pm$ 25%	0.05	2000	
CB1608PA600	60 $\pm$ 25%	0.06	1500	
CB1608PA121	120 $\pm$ 25%	0.08	1500	
CB1608PA181	180 $\pm$ 25%	0.09	1500	
CB1608PK100	10 $\pm$ 25%	0.05	2000	
CB1608PK300	30 $\pm$ 25%	0.05	2000	
CB1608PK600	60 $\pm$ 25%	0.06	1500	
CB1608PK121	120 $\pm$ 25%	0.08	1500	
CB1608PK181	180 $\pm$ 25%	0.09	1500	
CB1608PM300	30 $\pm$ 25%	0.06	1500	
CB1608PM600	60 $\pm$ 25%	0.08	1000	
CB1608PM121	120 $\pm$ 25%	0.08	1000	

## Electrical Characteristics



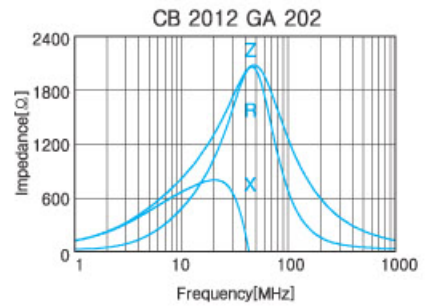
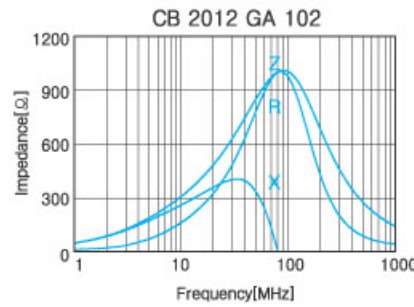
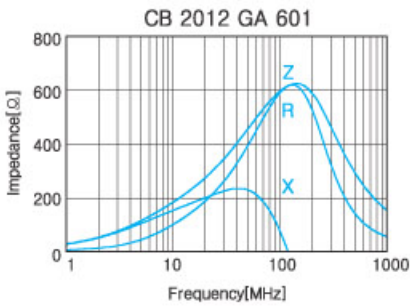
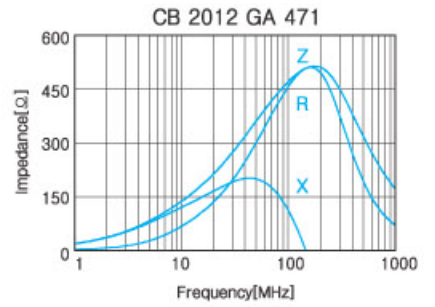
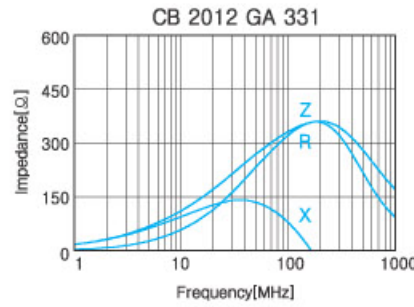
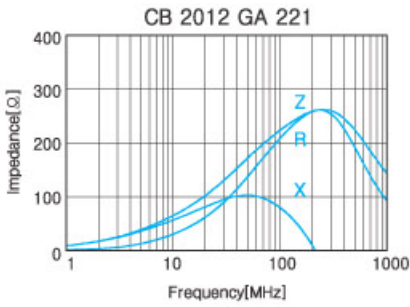
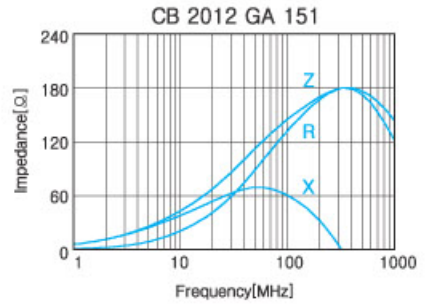
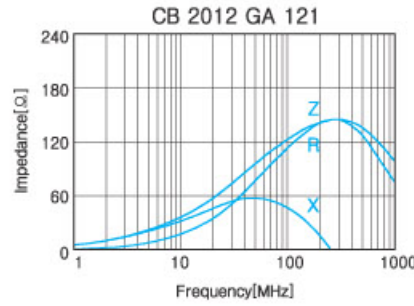
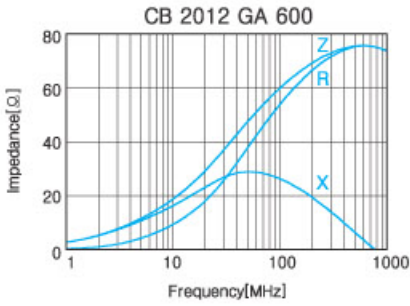
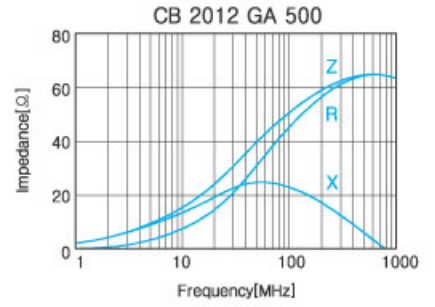
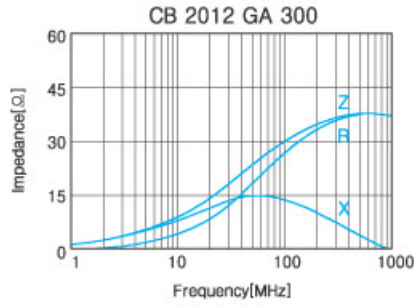
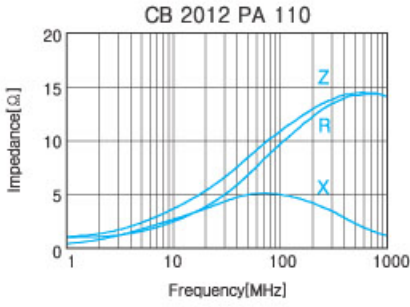
## Specifications

### CB 2012 Series

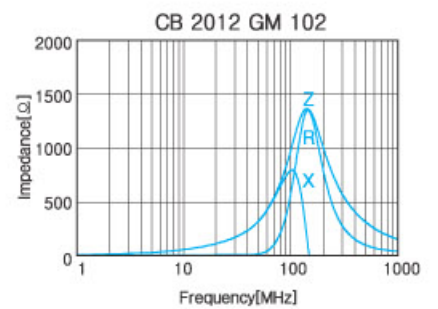
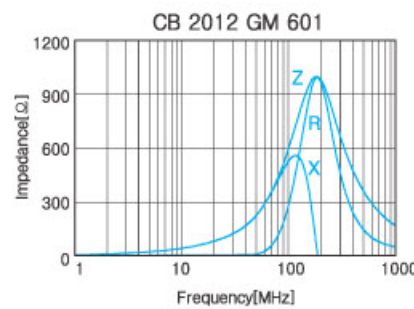
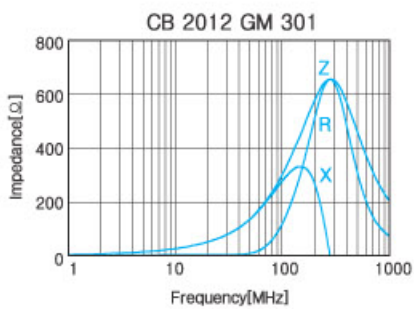
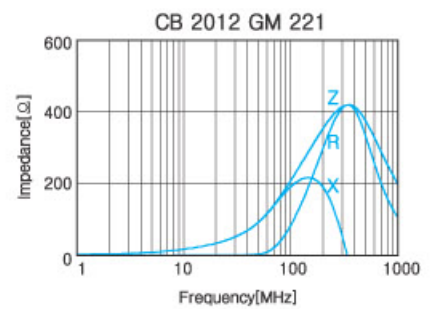
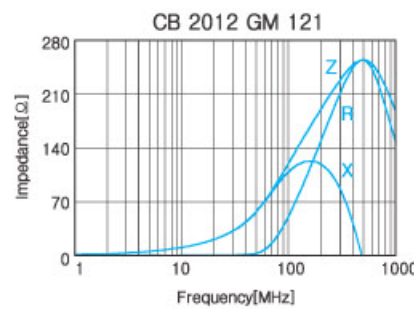
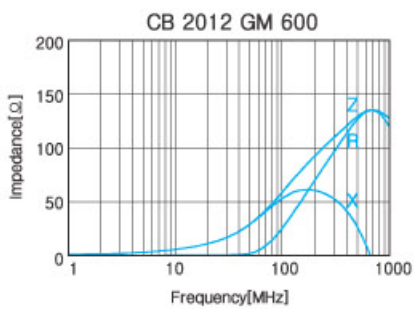
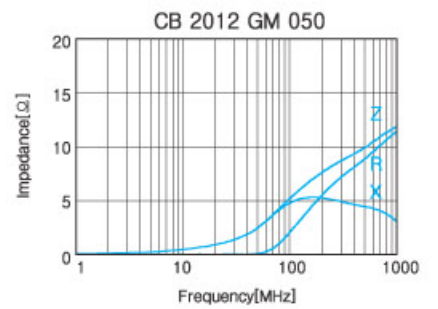
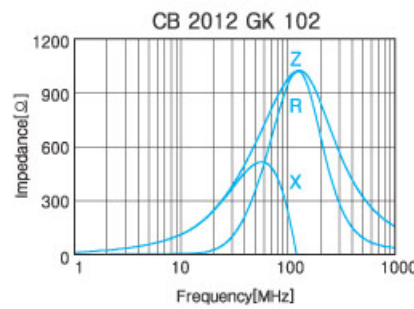
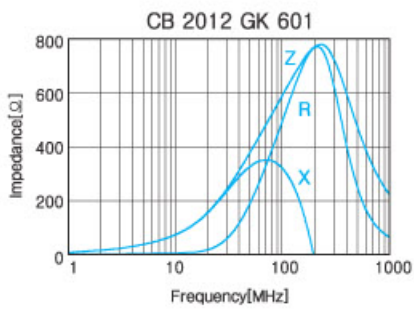
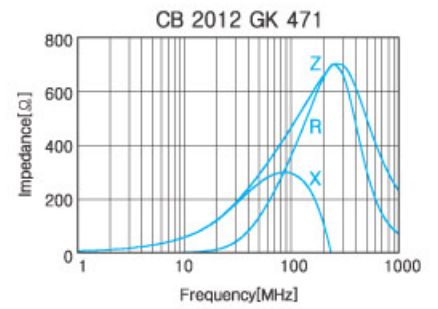
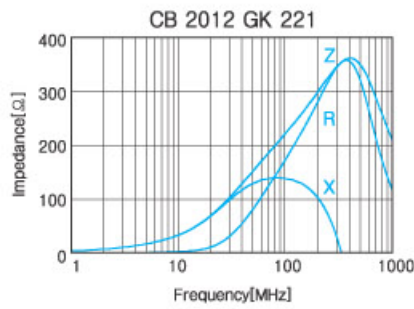
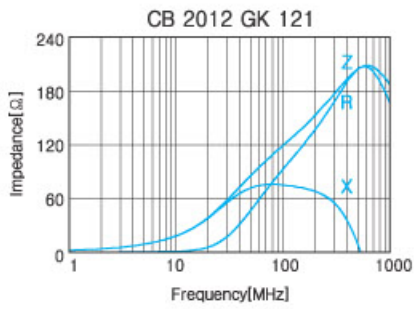
Part No.	Impedance( $\Omega$ )	DC Resistance( $\Omega$ ) Max.	Rated Current(mA) Max.	Test Frequency(MHz)
CB2012GA100	10 $\pm$ 25%	0.010	200	100
CB2012GA300	30 $\pm$ 25%	0.025	200	
CB2012GA500	50 $\pm$ 25%	0.06	200	
CB2012GA600	60 $\pm$ 25%	0.06	200	
CB2012GA121	120 $\pm$ 25%	0.15	200	
CB2012GA151	150 $\pm$ 25%	0.15	200	
CB2012GA221	220 $\pm$ 25%	0.20	200	
CB2012GA331	330 $\pm$ 25%	0.25	200	
CB2012GA471	470 $\pm$ 25%	0.25	200	
CB2012GA601	600 $\pm$ 25%	0.30	200	
CB2012GA102	1000 $\pm$ 25%	0.45	200	
CB2012GA202	2000 $\pm$ 25%	0.60	150	
CB2012GA402	4000 $\pm$ 25%	1.50	50	30
CB2012GK121	120 $\pm$ 25%	0.20	800	100
CB2012GK151	150 $\pm$ 25%	0.20	800	
CB2012GK221	220 $\pm$ 25%	0.30	750	
CB2012GK301	300 $\pm$ 25%	0.30	700	
CB2012GK471	470 $\pm$ 25%	0.35	700	
CB2012GK601	600 $\pm$ 25%	0.40	500	
CB2012GK102	1000 $\pm$ 25%	0.45	400	100
CB2012GK202	2000 $\pm$ 25%	0.60	150	40
CB2012GM050	5 $\pm$ 25%	0.03	500	100
CB2012GM300	30 $\pm$ 25%	0.05	300	
CB2012GM600	60 $\pm$ 25%	0.08	300	
CB2012GM800	80 $\pm$ 25%	0.08	300	
CB2012GM121	120 $\pm$ 25%	0.10	300	
CB2012GM151	150 $\pm$ 25%	0.12	300	
CB2012GM221	220 $\pm$ 25%	0.12	300	
CB2012GM301	300 $\pm$ 25%	0.15	300	
CB2012GM451	450 $\pm$ 25%	0.25	300	
CB2012GM601	600 $\pm$ 25%	0.25	300	
CB2012GM102	1000 $\pm$ 25%	0.30	300	



# Electrical Characteristics



## Electrical Characteristics

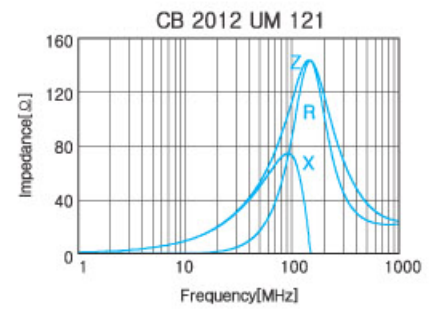
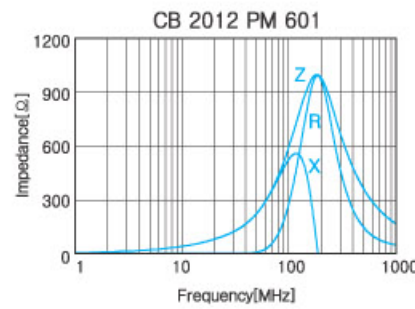
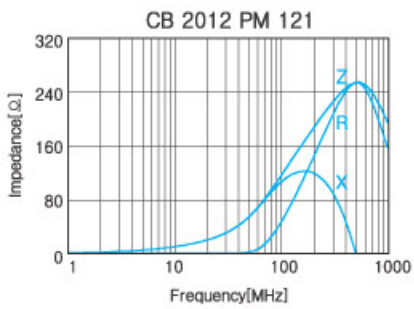
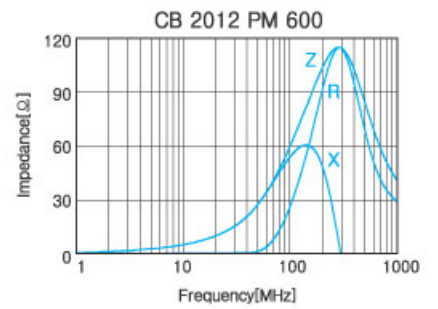
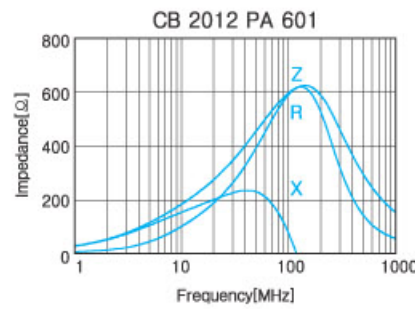
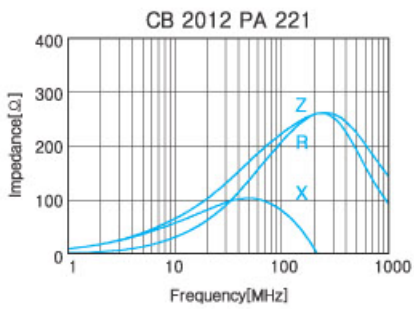
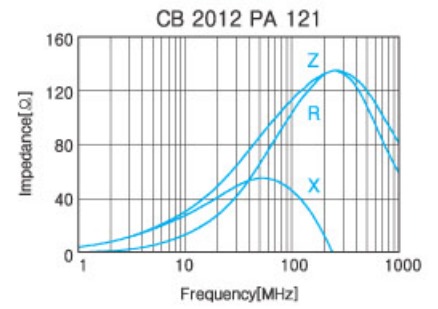
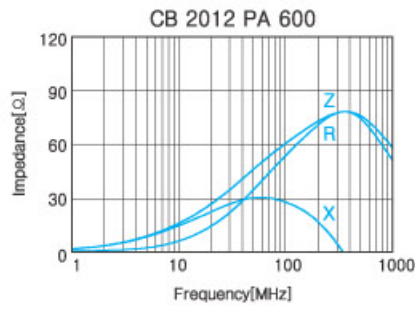
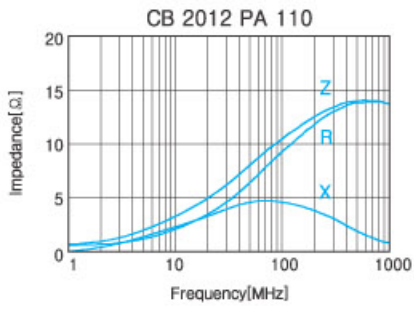


## Specifications

### CB 2012 Series

Part No.	Impedance( $\Omega$ )	DC Resistance( $\Omega$ ) Max.	Rated Current(mA) Max.	Test Frequency(MHz)
CB2012PA110	11 $\pm$ 25%	0.007	3000	100
CB2012PA300	30 $\pm$ 25%	0.015	3000	
CB2012PA500	50 $\pm$ 25%	0.025	3000	
CB2012PA600	60 $\pm$ 25%	0.025	3000	
CB2012PA121	120 $\pm$ 25%	0.050	2500	
CB2012PA221	220 $\pm$ 25%	0.050	2000	
CB2012PA601	600 $\pm$ 25%	0.130	1500	
CB2012PK110	11 $\pm$ 25%	0.007	3000	
CB2012PK300	30 $\pm$ 25%	0.015	3000	
CB2012PK500	50 $\pm$ 25%	0.025	3000	
CB2012PK600	60 $\pm$ 25%	0.025	3000	
CB2012PK121	120 $\pm$ 25%	0.050	2500	
CB2012PK181	180 $\pm$ 25%	0.050	2000	
CB2012PK221	220 $\pm$ 25%	0.050	2000	
CB2012PK301	300 $\pm$ 25%	0.07	2000	
CB2012PK601	600 $\pm$ 25%	0.130	1500	
CB2012PK102	1000 $\pm$ 25%	0.250	1000	70
CB2012PK202	2000 $\pm$ 25%	0.300	500	
CB2012PM600	60 $\pm$ 25%	0.020	3000	100
CB2012PM800	80 $\pm$ 25%	0.040	3000	
CB2012PM121	120 $\pm$ 25%	0.050	2500	
CB2012PM221	220 $\pm$ 25%	0.050	2000	
CB2012PM301	300 $\pm$ 25%	0.070	2000	
CB2012PM601	600 $\pm$ 25%	0.130	1500	
CB2012UA600	60 $\pm$ 25%	0.020	5000	
CB2012UA101	100 $\pm$ 25%	0.020	4000	
CB2012UA121	120 $\pm$ 25%	0.020	4000	
CB2012UM600	60 $\pm$ 25%	0.020	5000	
CB2012UM800	80 $\pm$ 25%	0.020	5000	
CB2012UM121	120 $\pm$ 25%	0.020	5000	

## Electrical Characteristics

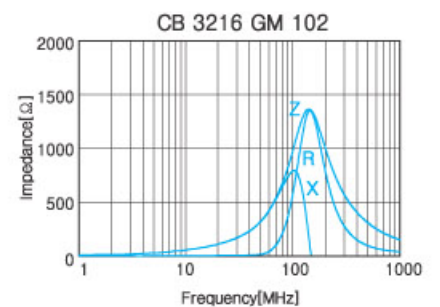
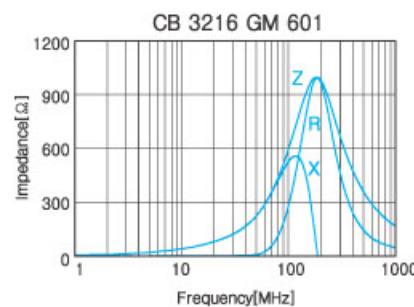
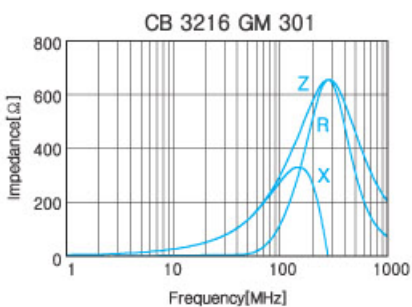
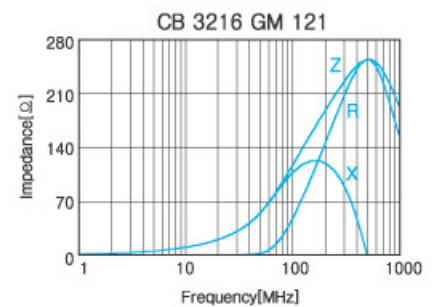
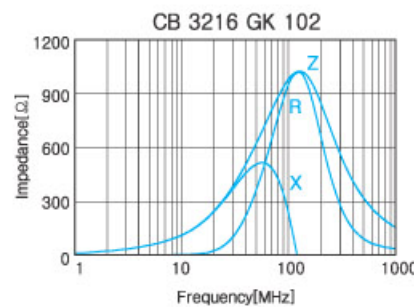
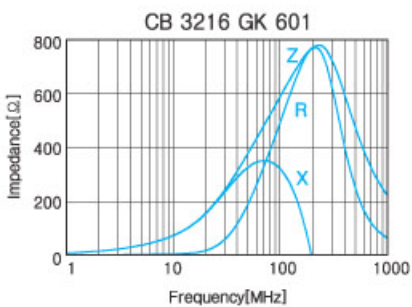
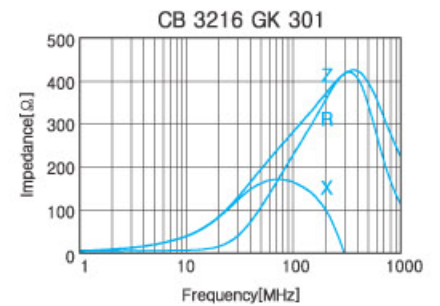
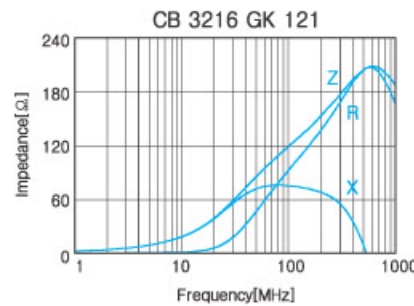
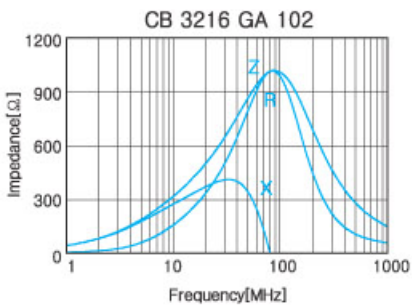
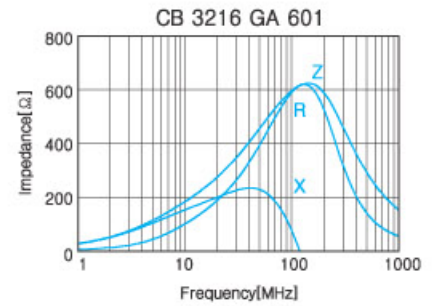
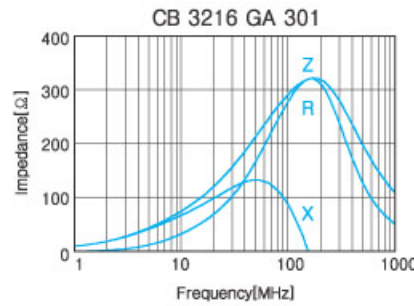
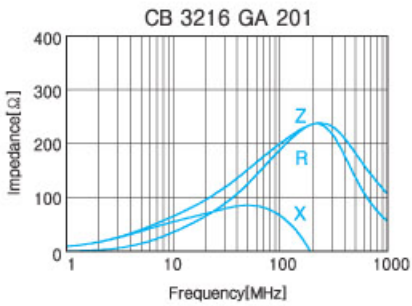
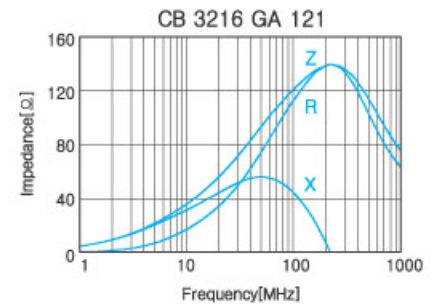
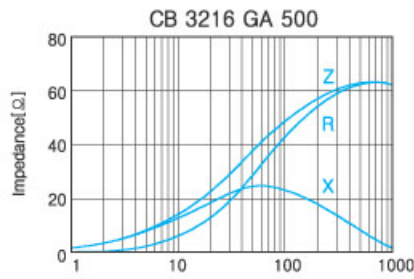
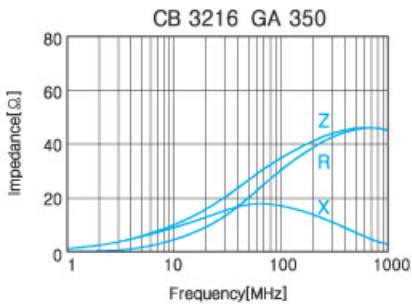


## Specifications

### CB 3216 Series

Part No.	Impedance( $\Omega$ )	DC Resistance( $\Omega$ ) Max.	Rated Current(mA) Max.	Test Frequency(MHz)
CB3216GA350	35 $\pm$ 25%	0.02	600	100
CB3216GA500	50 $\pm$ 25%	0.03	600	
CB3216GA600	60 $\pm$ 25%	0.04	600	
CB3216GA121	120 $\pm$ 25%	0.05	300	
CB3216GA151	150 $\pm$ 25%	0.05	300	
CB3216GA201	200 $\pm$ 25%	0.08	300	
CB3216GA301	300 $\pm$ 25%	0.09	200	
CB3216GA601	600 $\pm$ 25%	0.20	200	
CB3216GA102	1000 $\pm$ 25%	0.25	200	
CB3216GK121	120 $\pm$ 25%	0.15	900	
CB3216GK151	150 $\pm$ 25%	0.15	900	
CB3216GK221	220 $\pm$ 25%	0.35	700	
CB3216GK301	300 $\pm$ 25%	0.35	700	
CB3216GK471	470 $\pm$ 25%	0.35	400	
CB3216GK601	600 $\pm$ 25%	0.40	400	
CB3216GK102	1000 $\pm$ 25%	0.60	300	
CB3216GM121	120 $\pm$ 25%	0.05	300	
CB3216GM151	150 $\pm$ 25%	0.05	300	
CB3216GM201	200 $\pm$ 25%	0.08	300	
CB3216GM301	300 $\pm$ 25%	0.09	200	
CB3216GM601	600 $\pm$ 25%	0.20	200	
CB3216GM102	1000 $\pm$ 25%	0.25	200	

## Electrical Characteristics



# Specifications

## CB 3216 Series

Part No.	Impedance( $\Omega$ )	DC Resistance( $\Omega$ ) Max.	Rated Current(mA) Max.	Test Frequency(MHz)
CB3216PA310	31 $\pm$ 25%	0.03	3000	100
CB3216PA350	35 $\pm$ 25%	0.03	3000	
CB3216PA500	50 $\pm$ 25%	0.03	3000	
CB3216PA600	60 $\pm$ 25%	0.03	3000	
CB3216PA101	100 $\pm$ 25%	0.03	3000	
CB3216PA121	120 $\pm$ 25%	0.03	3000	
CB3216PA301	300 $\pm$ 25%	0.06	2500	
CB3216PA501	500 $\pm$ 25%	0.06	2500	
CB3216PA601	600 $\pm$ 25%	0.06	2500	
CB3216PM121	120 $\pm$ 25%	0.03	3000	
CB3216PM601	600 $\pm$ 25%	0.06	2500	
CB3216UM500	50 $\pm$ 25%	0.01	6000	
CB3216UM121	120 $\pm$ 25%	0.20	6000	

## Electrical Characteristics

