


Common Mode Chokes – PFD3215



- Miniature surface mount component, only 3.2 × 2.3 mm footprint and 1.5 mm tall
- Ideal for use in both power line and signal line applications
- Common- and differential-mode filtering in a single device
- Up to 490 MHz differential mode cutoff frequency

Core material Ferrite

Environmental RoHS compliant, halogen free

Weight 18 – 28 mg

Terminations Silver-palladium-platinum-glass frit.

Ambient temperature –40°C to +85°C with Irms current

Maximum Part temperature +125°C (ambient + temp rise)

Winding to winding isolation 250 Vrms, one minute

Storage temperature Component: –40°C to +125°C.

Tape and reel packaging: –40°C to +80°C

Resistance to soldering heat Max three 40 second reflows at +260°C, parts cooled to room temperature between cycles

Moisture Sensitivity Level (MSL) 1 (unlimited floor life at <30°C / 85% relative humidity)

Failures in Time (FIT) / Mean Time Between Failures (MTBF)

38 per billion hours / 26,315,789 hours, calculated per Telcordia SR-332

Packaging 2000/7" reel; 7500/13" reel Plastic tape: 8 mm wide, 0.20 mm thick, 4 mm pocket spacing, 1.21 mm pocket depth

PCB washing Tested to MIL-STD-202 Method 215 plus an additional aqueous wash. See [Doc787_PCB_Washing.pdf](#).

Partnumber ¹	Common Mode peak impedance (kOhms)	Cutoff frequency ² (MHz)	Inductance (μH) ³		DCR max ⁴ (Ohms)	Isolation ⁵ (Vrms)	Irms ⁶ (A)
			min	nom			
PFD3215-391ME_	1.02 @ 700 MHz	490	0.31	0.39	0.070	250	0.98
PFD3215-102ME_	2.46 @ 420 MHz	240	0.80	1.0	0.123	250	0.85
PFD3215-182ME_	4.24 @ 270 MHz	310	1.4	1.8	0.250	250	0.60
PFD3215-222ME_	5.05 @ 220 MHz	300	1.7	2.2	0.265	250	0.57
PFD3215-332ME_	6.51 @ 230 MHz	260	2.6	3.3	0.360	250	0.55
PFD3215-472ME_	9.42 @ 180 MHz	190	3.7	4.7	0.450	250	0.51
PFD3215-682ME_	13.06 @ 170 MHz	190	5.4	6.8	0.630	250	0.40
PFD3215-103ME_	17.94 @ 130 MHz	170	8.0	10	1.25	250	0.27

1. When ordering, please specify **packaging** code:

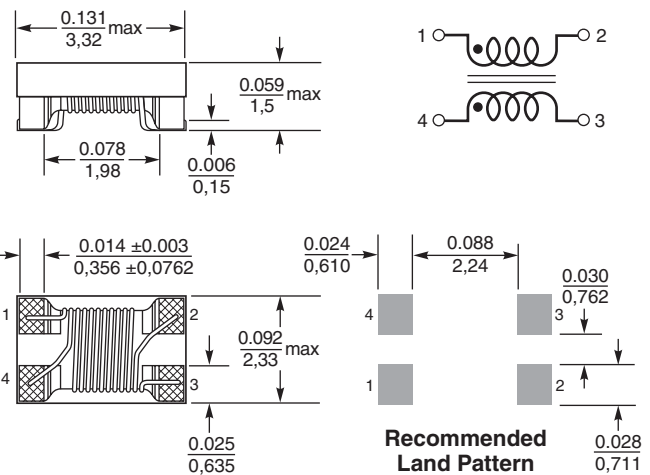
PFD3215-103MEC

Packaging: **C** = 7" machine-ready reel. EIA-481 embossed plastic tape (2000 parts per full reel).

B = Less than full reel. In tape, but not machine ready. To have a leader and trailer added (\$25 charge), use code letter C instead.

D = 13" machine-ready reel. EIA-481 embossed plastic tape. Factory order only, not stocked (7500 parts per full reel).

- 2 Frequency at which the differential mode attenuation equals –3 dB
 - 3 Inductance shown for each winding, measured at 100 kHz, 0.1 Vrms, 0 Adc on an Agilent/HP 4284A LCR meter or equivalent.
 - 4 DCR is for each winding.
 - 5 Interwinding isolation (hipot) tested for one minute.
 - 6 Current that causes a 40°C temperature rise from 25°C ambient. This information is for reference only and does not represent absolute maximum ratings.
 7. Electrical specifications at 25°C.
- Refer to Doc 362 "Soldering Surface Mount Components" before soldering.

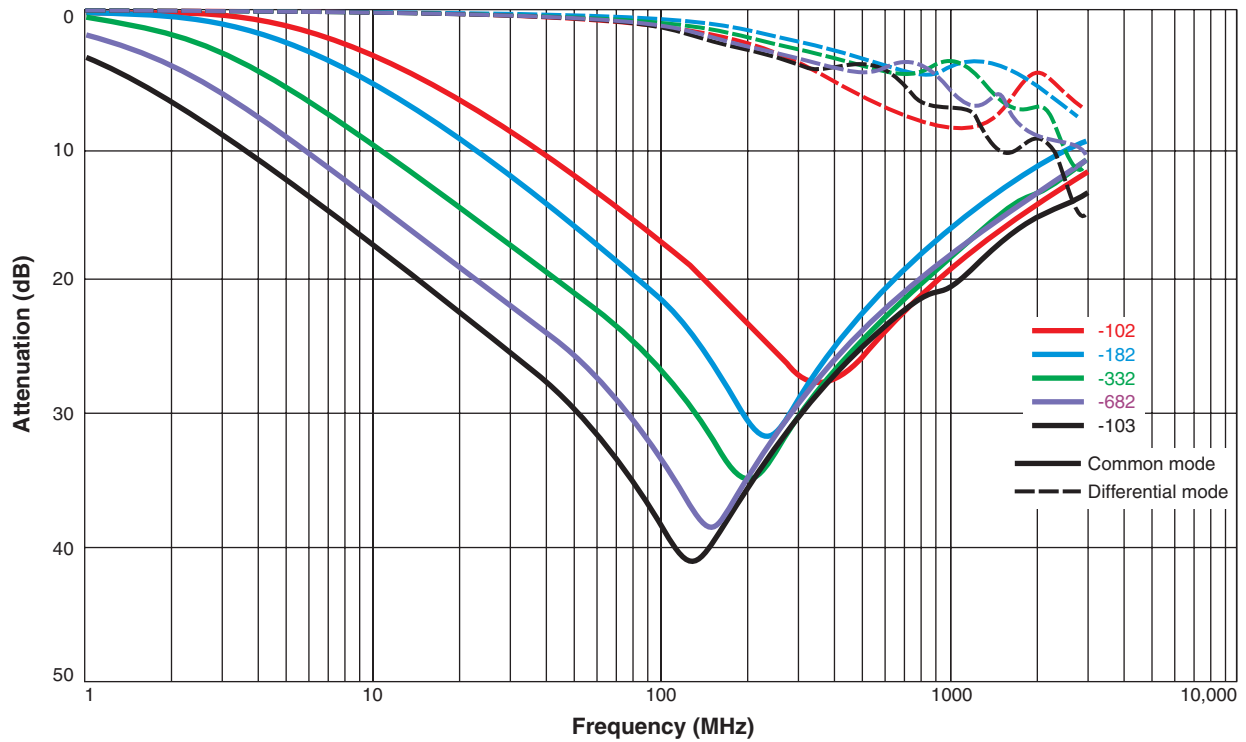


Dimensions are in $\frac{\text{inches}}{\text{mm}}$

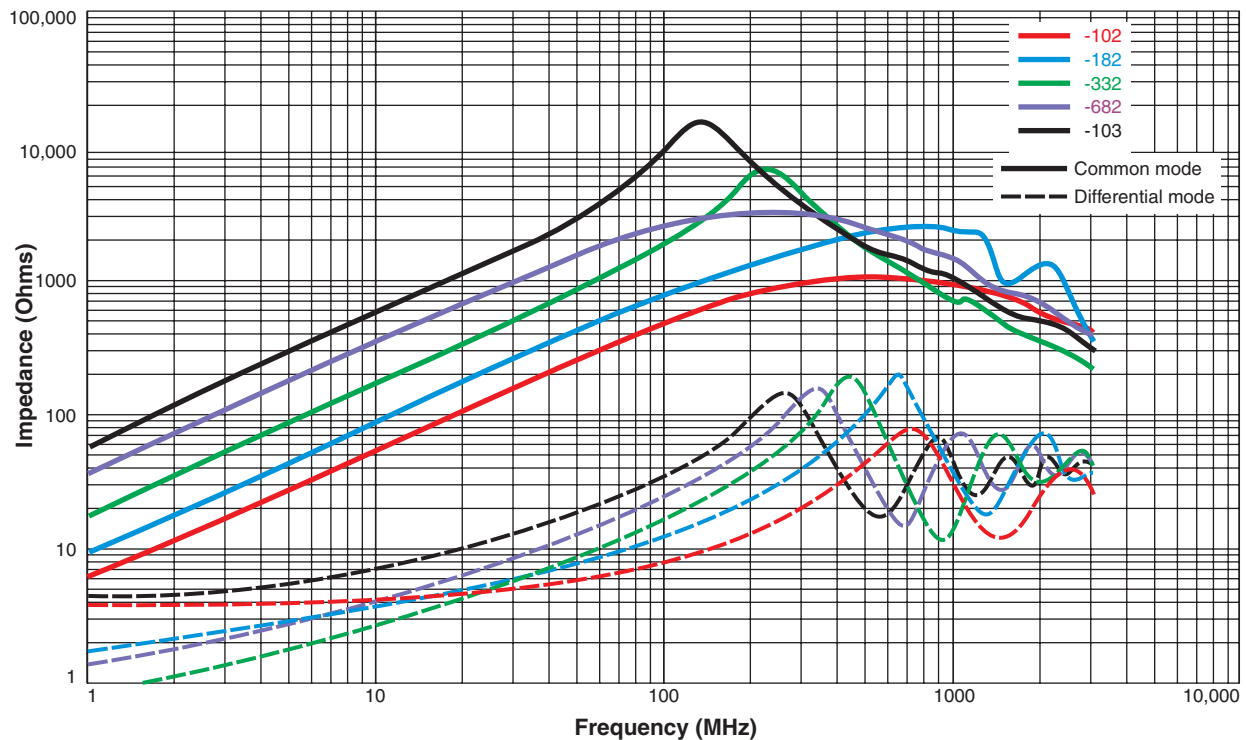


Common Mode Chokes – PFD3215 Series

Typical Attenuation (Ref: 50 Ohms)



Typical Impedance vs Frequency



US +1-847-639-6400 sales@coilcraft.com
UK +44-1236-730595 sales@coilcraft-europe.com
Taiwan +886-2-2264 3646 sales@coilcraft.com.tw
China +86-21-6218 8074 sales@coilcraft.com.cn
Singapore + 65-6484 8412 sales@coilcraft.com.sg

Document 982C-2 Revised 09/13/17

© Coilcraft Inc. 2017

This product may not be used in medical or high risk applications without prior Coilcraft approval. Specification subject to change without notice. Please check web site for latest information.