



SM Beads (Common-Mode)



Part Number: 2744041447

44 COMMON MODE SM BEAD

Explanation of Part Numbers:

- Digits 1 & 2 = Product Class
- Digits 3 & 4 = Material Grade
- Last digit 6 = Bulk Packed 7 = Taped and Reeled

Surface mount common-mode beads are available from Fair-Rite in several materials and sizes. The common-mode bead provides a common magnetic path for the flux generated by the current to the load and the return current from the load. The current compensation results in zero magnetic flux in the bead.

Wires are oxygen free high conductivity copper with 100% matte tin plating over a nickel undercoating.

SM Beads meet the solderability specifications when tested in accordance with MIL-STD-202, method 208. After dipping the mounting site of the bead, the solder surface shall be at least 95% covered with a smooth solder coating. The edges of the copper strip are not specified as solderable surfaces.

After preheating the beads to within 100 °C of the soldering temperature, the parts meet the resistance to soldering requirements of EIA-186-10E, temperature 260±5 °C and time 10±1 seconds.

Recommended storage and operation temperature is -55 °C to 125 °C.

Our "Surface Mount Bead Kit" (part number 0199000025) is available for prototype evaluation.

Recommended Soldering Profile

Packaging options:

- SM Beads can also be supplied not taped and reeled and then are bulk packed. This packing method will change the last digit of the part number to a "6". SM Beads on 12 mm tape width are supplied taped and reeled per EIA 481 and IEC 60286-3 standards.
- SM Beads on 16 and 24 mm tape widths are supplied taped and reeled per EIA 481 and IEC 60286-3 standards.
- Taped and reeled parts are supplied on a 13" reel.

For any SM Bead requirement not listed, please contact our customer service group for availability and pricing.

[Catalog Drawing](#)

[3D Model](#)

Suggested land patterns are in accordance with the latest revision of IPC-7351.

Weight: 0.3 (g)

Dim	mm	mm tol	nominal inch	inch misc.
A	2.85	±0.20	0.112	—
B	5.6	±0.20	0.22	—
C	5.1	-0.60	0.189	—
D	1.35	±0.50	0.053	—
E	2.54	±0.25	0.1	—

Reel Information				
Tape Width mm	Pitch mm	Parts 7" Reel	Parts 13" Reel	Parts 14" Reel
12	8	--	2400	--

Land Patterns				
V	W	X	Y	Z
1.00 (0.040")	04.00 (0.158")	1.80 (0.071")	3.00 (0.118")	2.54 (0.100")

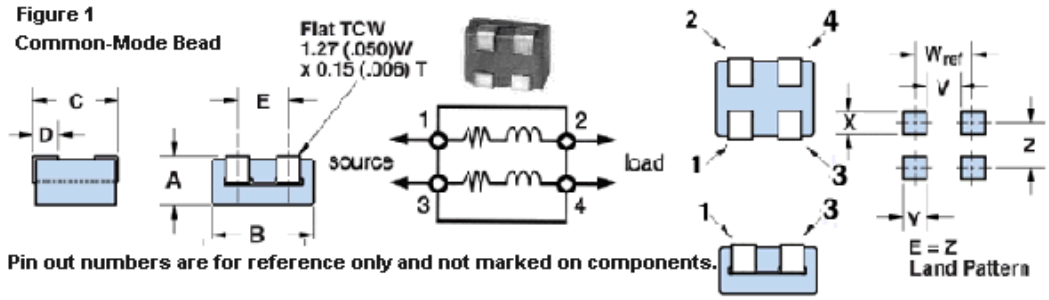


Chart Legend
+ Test frequency

Typical Impedance (Ω)	
10 MHz	13.4
25 MHz ⁺	21
100 MHz ⁺	35
250 MHz	46
300 MHz	—

Electrical Properties	
Max Rdc(m Ω)	1.1

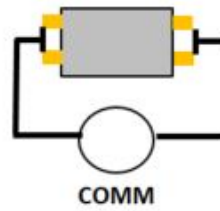
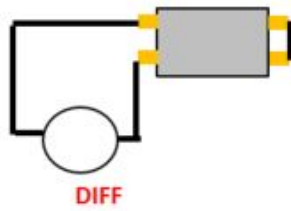
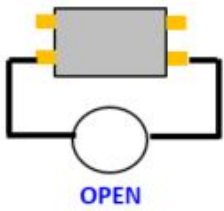
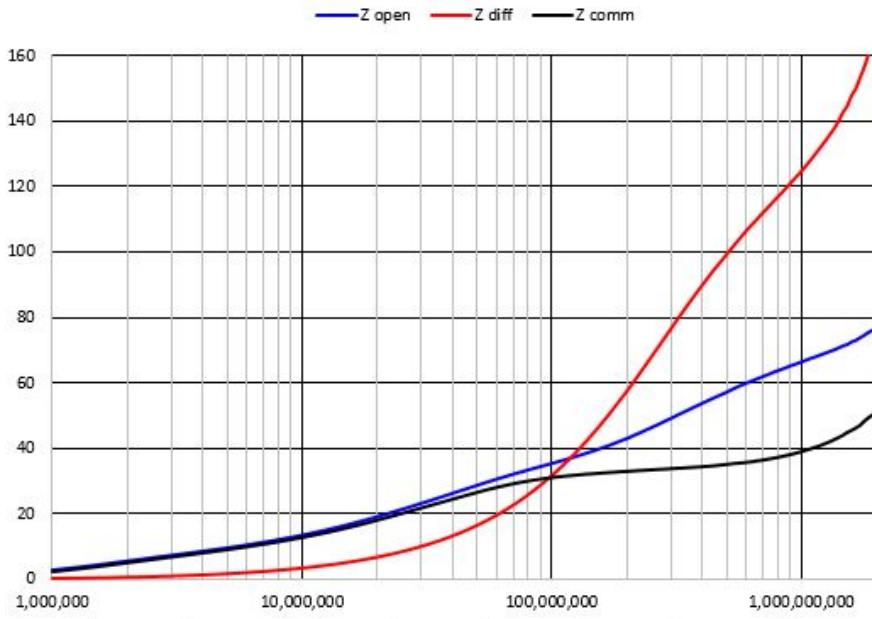
SM Beads are controlled for impedance limits only. Minimum impedance values are specified for the + marked frequencies. The minimum impedance is listed on our catalog drawing.

[Catalog Drawing](#)

SM Beads are measured for impedance on the E4991A or HP4291A RF Impedance Analyzer.

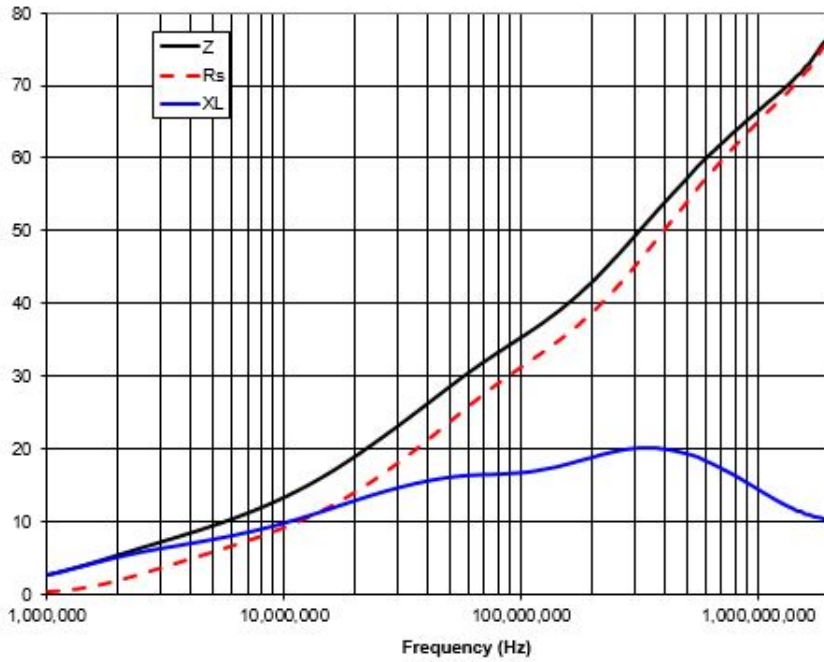
The maximum current rating for these SM Beads is 5 amps.

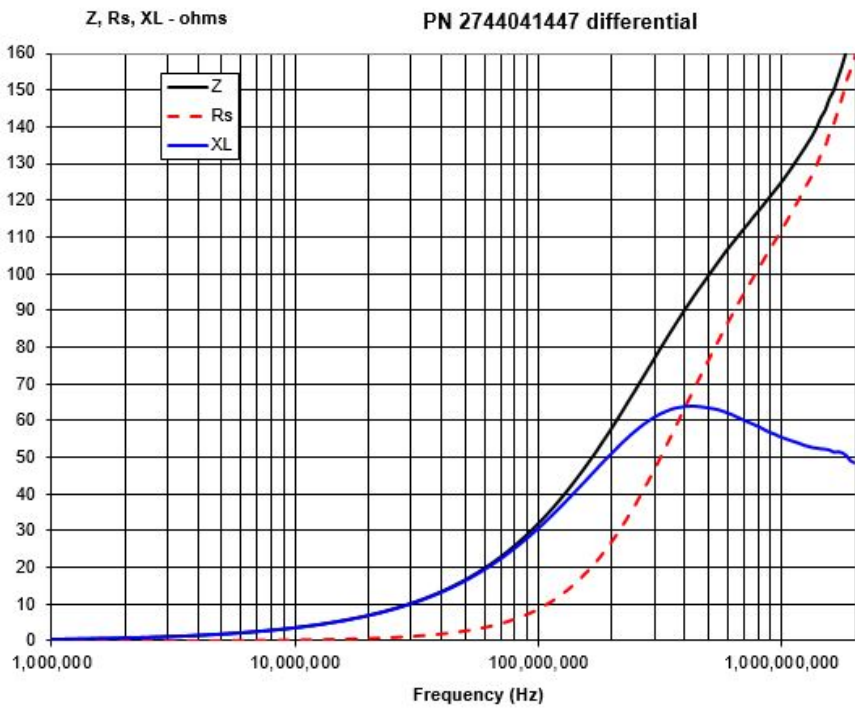
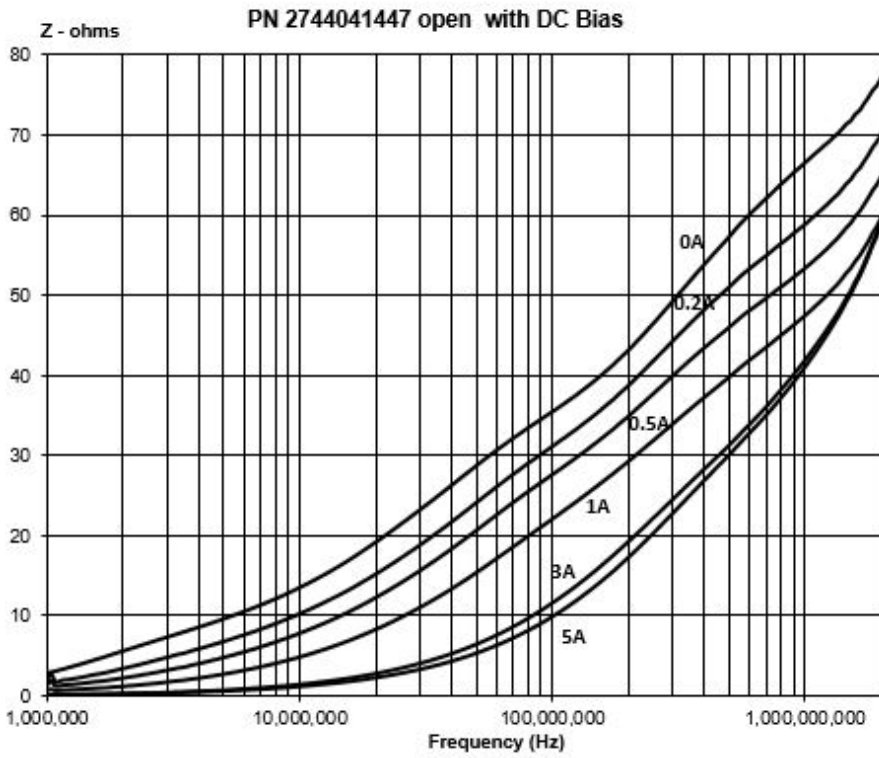
PN 2744041447



Z, Rs, XL - ohms

2744041447 open





Fair-Rite Products Corp. • One Commercial Row, Wallkill, New York 12589-0288
 888-324-7748 • 845-895-2055 • Fax: 845-895-2629 • ferrites@fair-rite.com • www.fair-rite.com