



SDS125H SERIES ~ Shielded SMD Power Inductors

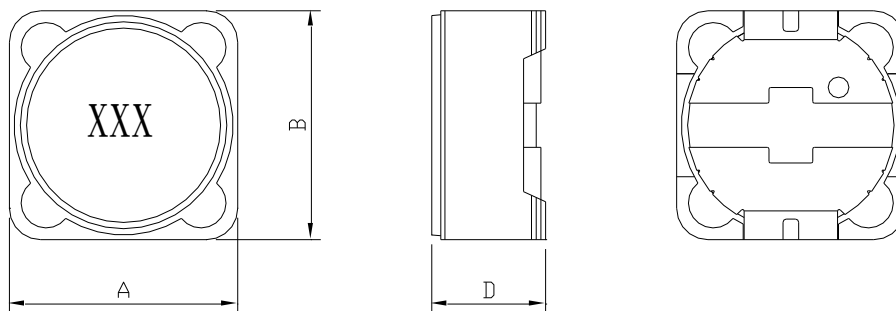


PART NUMBERING SYSTEM

SDS	1 2 5 H	—	1 0 1 M	—	LF
TYPE	DIMENSIONS		INDUCTANCE		LEAD FREE

SHAPES AND DIMENSIONS

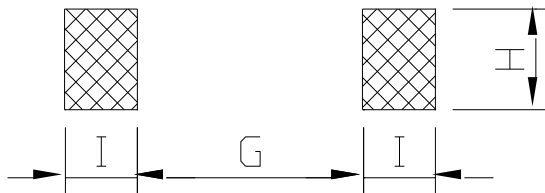
UNIT : mm



A=12.5 Max. B=12.5 Max. D=6.0 Max.

RECOMMENDED PATTERNS

UNIT : mm



G=7.0 H=5.4 I=2.9



SDS125H SERIES ~ Shielded SMD Power Inductors



SPECIFICATION TABLE

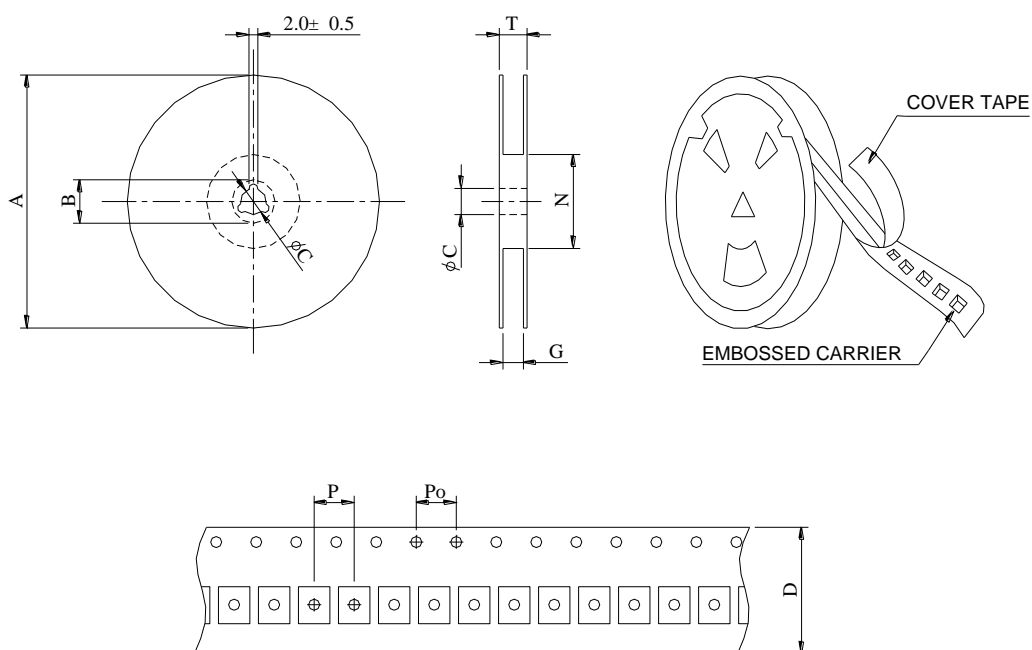
PART NUMBER	INDUCTANCE (μ H)	DCR (m Ω) (Max.)	I _{rms} (A) (Max.)	I _{sat} (A) (Max.)	TEST FREQ. (f)
SDS125H-R47M-LF	0.47 \pm 20%	2.25	17.6	33.0	100KHz
SDS125H-1R0M-LF	1.00 \pm 20%	3.00	15.0	23.6	100KHz
SDS125H-1R5M-LF	1.50 \pm 20%	3.25	13.8	18.3	100KHz
SDS125H-2R2M-LF	2.20 \pm 20%	5.63	10.9	15.0	100KHz
SDS125H-3R3M-LF	3.30 \pm 20%	7.88	9.26	12.7	100KHz
SDS125H-4R7M-LF	4.70 \pm 20%	13.13	7.18	9.71	100KHz
SDS125H-6R8M-LF	6.80 \pm 20%	15.38	6.64	8.68	100KHz
SDS125H-8R2M-LF	8.20 \pm 20%	22.00	5.54	7.86	100KHz
SDS125H-100M-LF	10.0 \pm 20%	23.63	5.35	7.17	100KHz
SDS125H-150M-LF	15.0 \pm 20%	37.25	4.27	5.69	100KHz
SDS125H-220M-LF	22.0 \pm 20%	49.50	3.70	4.71	100KHz
SDS125H-330M-LF	33.0 \pm 20%	63.13	3.28	3.84	100KHz
SDS125H-470M-LF	47.0 \pm 20%	92.50	2.71	3.24	100KHz
SDS125H-680M-LF	68.0 \pm 20%	126.25	2.22	2.70	100KHz
SDS125H-820M-LF	82.0 \pm 20%	160.0	2.05	2.39	100KHz
SDS125H-101M-LF	100 \pm 20%	212.5	1.78	2.20	100KHz
SDS125H-151M-LF	150 \pm 20%	310.0	1.48	1.81	100KHz
SDS125H-221M-LF	220 \pm 20%	480.0	1.19	1.51	100KHz
SDS125H-331M-LF	330 \pm 20%	602.5	1.06	1.22	100KHz
SDS125H-471M-LF	470 \pm 20%	897.5	0.87	1.02	100KHz
SDS125H-681M-LF	680 \pm 20%	1375	0.70	0.85	100KHz
SDS125H-821M-LF	820 \pm 20%	1862.5	0.60	0.77	100KHz
SDS125H-102M-LF	1000 \pm 20%	2112.5	0.57	0.70	100KHz
SDS125H-124M-LF	12000 \pm 20%	187.5 Ω	0.06	0.069	100KHz

- I_{sat} current at which the inductance drops 30% Max. from its value without current.
- Storage temperature range : - 40°C to + 125°C , Electrical specifications at 25°C .

SDS125H SERIES ~ Shielded SMD Power Inductors



PACKAGING SPECIFICATION



SERIES	STAYLE	Q'TY (PCS)	DIMENSIONS (m/m)								
			A	B±0.8	C±0.5	D	G ⁺⁰	N ⁻⁰	P	Po	T
SDS125H	13-24	400	330	21	13	24	26	50	16	4	30.4