

Product Data sheet : Current Transformer- CT1248-RC

Date : 23.08.2010

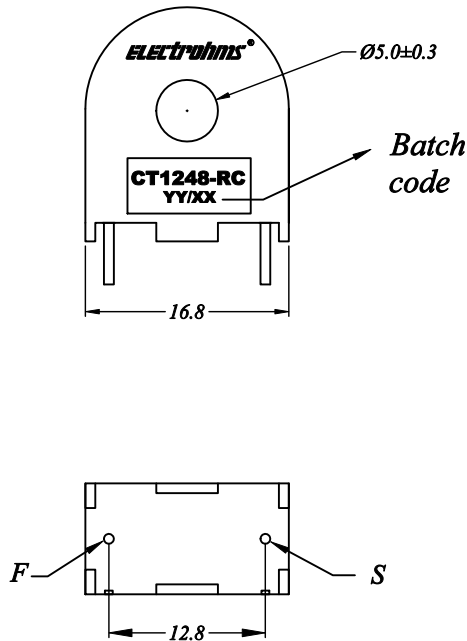
Rev : 03

Page 1 of 1

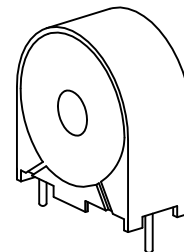
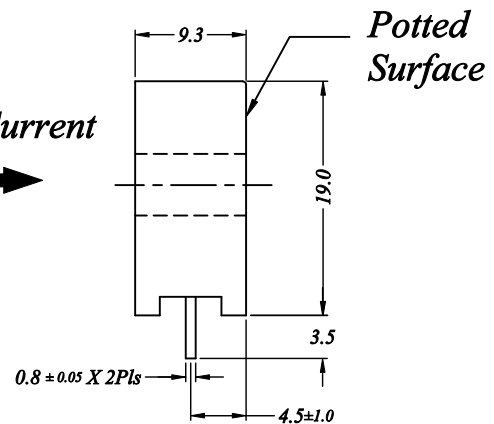
Customer: Standard Type

Customer's part No.: ---

MECHANICAL DIMENSIONS



Primary Current



Termination:- F : Finish, S : Start

GENERAL TOL. ±0.5 mm	
ALL DIMENSIONS ARE IN 'mm'	SCALE - NTS

FEATURES :

- Low Amplitude Error & Phase Error.
- Encapsulated & P.C. Mountable.

SPECIFICATIONS **

PARAMETERS	VALUES
Current Range	0.05 – 10 Arms
Frequency of Operation	50/60 Hz
D C R@ 25°C	45-60Ω
Turns Ratio	1 : 1500
Recommended Secondary Burden	75.0 Ω (Resistive)
Amplitude Error	<0.2%
Phase Error	<0.5°
Inductance @ 0.3 Vrms, 100Hz, Lp	≥ 35H
Operating Temperature Range	- 40 °C to + 70 °C.

** Specifications subject to change.

Note :

Amplitude error and Phase error values are guaranteed with recommended Secondary burden. Refer to ELECTROHMS Product Design Group for use of burden other than recommended Secondary burden.

Electrohms Pvt. Ltd.,

Unit 1: #67/6-1, Ullas Theatre Road,
Industrial suburb,
Yeshwanthpur,
Bengaluru - 560 022, India.

www.electrohms.com

e-mail: sales@electrohms.com

Unit 2: #129 EPIP 2nd phase,
KIADB Industrial area,
Whitefield,
Bengaluru - 560 066, India.