



Entsprechend ROHS (EG2002/95/EC)

ISOAUSFÜHRUNG

Welle/shaft 4mm L=30mm

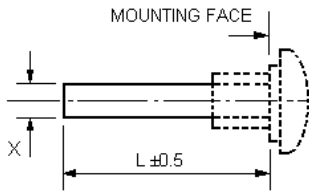
6mm L=35mm

Drehbereich 300°

Rotation angle 300°

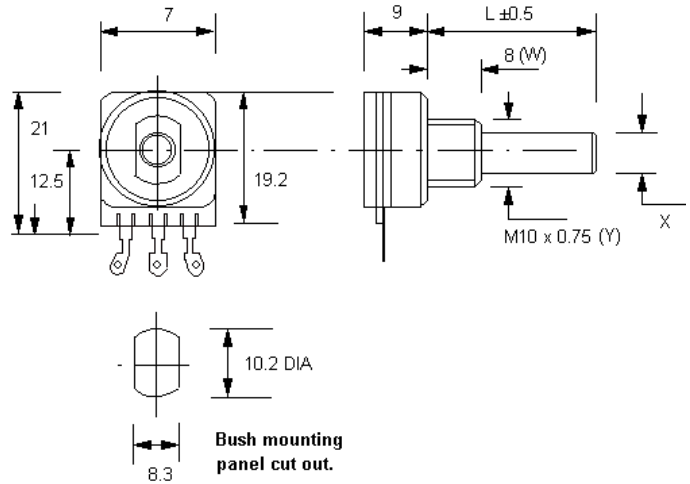


ALPHASTAT 16 OW16ECO



TYPE	DESC. (Ø)	L (mm)
F21	4 mm Dia Plastic	Max. 35
F1	6 mm Dia Plastic	Max. 40
F41	6.35mm Dia Plastic	Max. 35

All spindles fixed.



4mm Welle
Conductive Plastic

6 mm Welle
Conductive Plastic

4mm Welle Conductive Plastic			6 mm Welle Conductive Plastic								
lin	poslog	neglog	lin	poslog	neglog	lin	poslog	neglog	lin	poslog	neglog
1 k	7152					7232					
2,2 k	7153					7233					
4,7 k	7154	7167				7234	7247				
10 k	7155	7168				7235	7248				
22 k	7156	7169				7236	7249				
47 k	7157	7170				7237	7250				
100 k	7158	7171				7238	7251				
220 k	7159	7172				7239	7252				
470 k	7160	7173				7240	7253				
1 M	7161					7241					

* lagermassige Ausführungen



E16ECO POTENTIOMETER DATA

MECHANICAL DATA

Rotation angle $300^{\circ} \pm 5^{\circ}$

Operating Torque: 0.4 - 1.5 Ncm

Permissible Torque at End Stop 35 Ncm

ELECTRICAL DATA

Effective Rotation 267° nominal

Rated dissipation @ 40° C

- 0.25 W linear law or
- 0.12 W non linear law

Limiting Element Voltage 350 V DC

Insulation Resistance ≥ 4 Gohms

Insulation Voltage 500 V AC

Rated Resistance: E3 Series

- Optional - E6 Series
- Linear Law: 1K - 1M
- Non linear Law: 4K7 - 470K

Tolerance on Rated Resistance $\pm 20\%$

- Optional 1K - 1M $\pm 10\%$

Resistance Law

- Linear: A (See LAW CURVES)
- Non linear: B or C (See LAW CURVES)

Note. Other laws by consultation.

Operating temperature -25° C to $+70^{\circ}$ C

(See POWER, VOLTAGE & TEMPERATURE CURVES for TEMPERATURE DERATING CURVE)

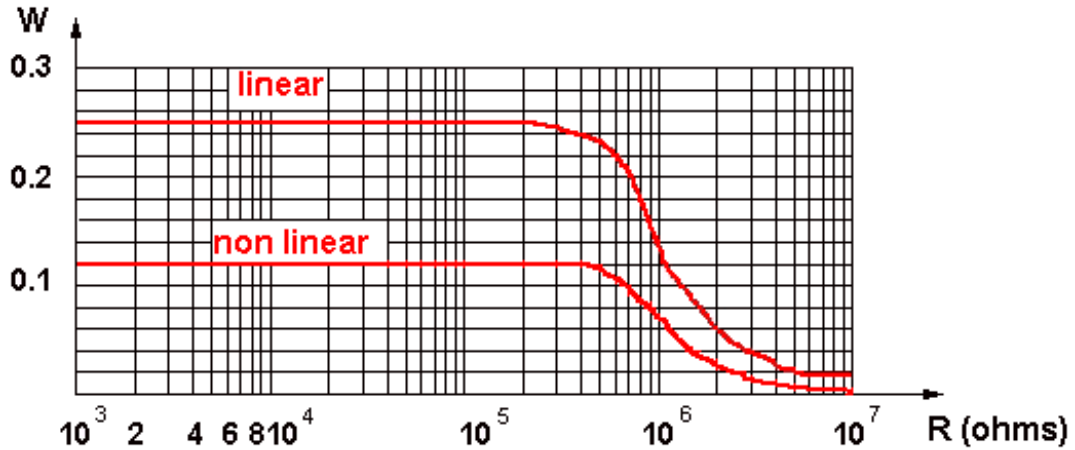
Temperature Coefficient of Resistance +300 -500 ppm

Life >20,000 cycles

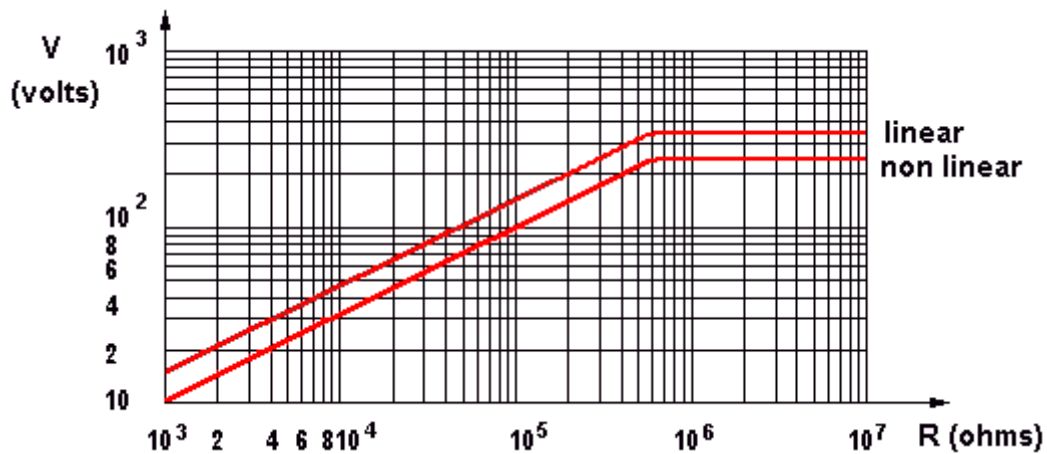


E16ECO POTENTIOMETER DATA

POWER DISSIPATING CURVE:



MAXIMUM WORKING VOLTAGE CURVE:



TEMPERATURE DERATING CURVE:

