

# ROTARY SWITCH

## MT SUBMINIATURE ROTARY SWITCH

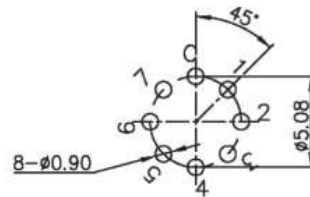
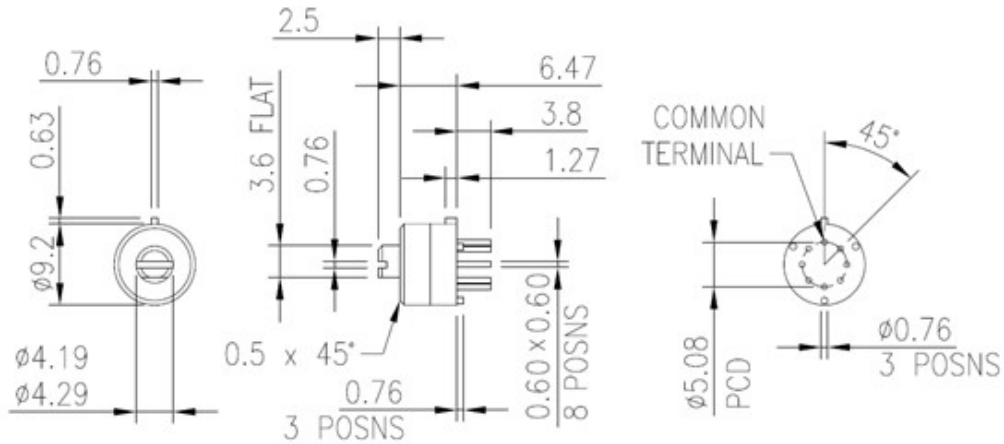
### ELECTRICAL & MECHANICAL SPECIFICATION

<b>Switch Rating:</b>	500mA @ 24 ac/dc	<b>Life:</b>	>2500 Cycles
<b>Proof Voltage:</b>	500 Vac (Initial)	<b>Operating Temperature:</b>	-30°C to +65°C
<b>Insulation Resistance:</b>	>999 MΩ at 500V dc (Initial)	<b>Operating Torque (nominal):</b>	Standard 3.2 ± 0.5 cNm
<b>Contact Resistance</b>	<50 mΩ (Initial) <100 mΩ end of life	<b>End Stop Torque (nominal):</b>	20 cNm
<b>Base Material:</b>	LCP:	<b>Indexing Angle</b>	45° – max 8 positions
<b>Terminal Material:</b>	Brass Ag Plated	<b>Housing Material:</b>	Nylon 6.6
		<b>Spindle Material</b>	Nylon 6.6

### FEATURES

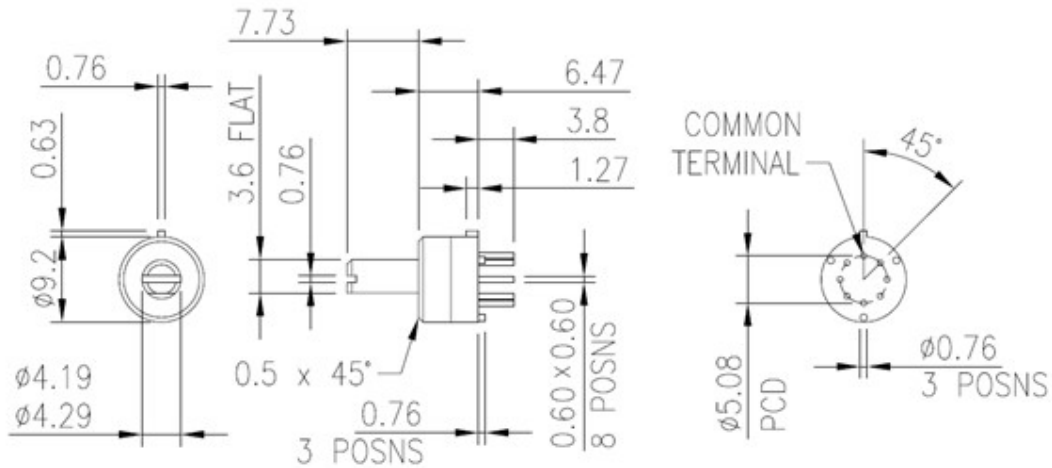
Moulded 9.2mm diameter	45° indexing	PCB terminals	Short 2.5 mm and long 7.73 mm spindles with screwdriver slots
6.4mm mounted height above PCB	Maximum 8 positions 1 pole 7 positions + OFF	Gold plated contacts	

### SHORT SPINDLE WITH SCREWDRIVER SLOT (MTS)



P.C.B. LAYOUT

**LONG SPINDLE WITH SCREWDRIVER SLOT (MTL)**



**ORDER CODES**

ROTATION	NUMBER OF POSITIONS	TRAVEL	PART NUMBER (short spindle)	PART NUMBER (long spindle)
No Stop Continuous Rotation	OFF, 1,2,3,4,5,6,7	360°	MTS-11-10	MTL-21-10
"OFF" In Extreme Anti-Clockwise Position (Position 1)	OFF, 1,2,3,4,5,6,7	315°	MTS-11-80	MTL-21-80
	OFF, 1,2,3,4,5,6	270°	MTS-11-70	MTL-21-70
	OFF, 1,2,3,4,5	225°	MTS-11-60	MTL-21-60
	OFF, 1,2,3,4	180°	MTS-11-50	MTL-21-50
	OFF, 1,2,3	135°	MTS-11-40	MTL-21-40
	OFF, 1, 2	90°	MTS-11-30	MTL-21-30
	OFF, 1	45°	MTS-11-20	MTL-21-20

ROTATION	NUMBER OF POSITIONS	TRAVEL	PART NUMBER (short spindle)	PART NUMBER (long spindle)
	NOTE: start position is 45° clockwise different from MTS-11 & MTS-21 types			
"OFF" in Extreme Clockwise position (position 8)	1,2,3,4,5,6,7,OFF	315°	MTS-12-80	MTL-22-80
	1,2,3,4,5,6,7	270°	MTS-12-70	MTL-22-70
	1,2,3,4,5,6	225°	MTS-12-60	MTL-22-60
	1,2,3,4,5	180°	MTS-12-50	MTL-22-50
	1,2,3,4	135°	MTS-12-40	MTL-22-40
	1,2,3	90°	MTS-12-30	MTL-22-30
	1,2,	45°	MTS-12-20	MTL-22-20